



**BAILEY.  
BUILT BETTER.**

# BUILT LIGHTER.

There are many reasons why a lightweight caravan is the better choice. The first, and most important reason, is lower fuel costs. With petrol prices always on the rise, a lighter caravan can make a significant difference to the cost of your travels around the country.

Then there's the greater choice of tow vehicles. A Bailey caravan can be up to 700kg lighter than a conventionally built caravan, meaning you can tow many of our models with a typical family car rather than an expensive 4WD. What's more, lighter caravans are quite simply, easier to tow and manoeuvre.

What enables Bailey caravans to be light yet strong is our patented Alu-Tech construction, which uses single span walls, floor and roof panels\*. This system is combined with cleverly constructed lightweight furniture and a lighter chassis with fewer cross members.

The result – a caravan that challenges its competitors in both strength and thermal insulation while being hundreds of kilos lighter.

# BUILT IN AUSTRALIA.

Designed by Australians, Built by Australians and tested in Australian conditions. Bailey is the first European manufacturer to build caravans in Australia. Our years of experience as Britain's top selling caravan maker has allowed us to bring a wealth of knowledge and unique construction techniques to the building of caravans.

Our caravans are built from the inside out, with local CNC-cut furniture securely fixed in place before being bonded and fastened to the caravan walls and ceiling panels to create an immensely strong body structure. Plus, by being Australian-made we offer the convenience of local service and support.

The Australian-designed and Australian-sourced chassis, furniture, windows and doors, as well as the kitchen, bathroom and laundry appliances are all chosen for their suitability for our country's conditions.



\*model dependant

# BUILT FOR ALL CONDITIONS.

We're passionate about building caravans that can cope with the harshest of conditions. So, we'll go a long way to make sure our vans measure up.

Bailey caravans are tested at the Australian Automotive Research Centre in Anglesea Victoria. The test facility encompasses the majority of driving conditions found in Australia, including a 4.2km hot mixed surface road designed for testing component and vehicle durability. We test them on specifically designed gravel and dirt environments to analyse suspension, braking and traction control systems, dust entry and many other aspects of vehicle performance simulating Australian conditions and specifically to ensure we meet and exceed Australian Design Rules.

We also set ourselves the mammoth West2East Challenge, where Rangefinders crossed the centre of Australia at the widest point – from Shark Bay in Western Australia to Byron Bay in New South Wales. The 14 day journey had the vans cover more than 8,000km to prove just how tough they are.

What's more, our UK facilities allow Bailey caravans to be subjected to cold chamber testing in temperatures as low as negative 15 degrees, and more importantly heat testing the interior of the caravan to 65 degrees and 100% humidity, to achieve the best possible results in thermal insulation.

All of which means you can be confident that a Bailey is ready and willing to take you wherever you want to go. And get you back safely.



# BUILT TO LAST.

Your Bailey caravan offers a level of strength and durability that will not only protect you on your travels, but ensure it continues to look great for years to come. The benefit of course, is that it can only help increase its resale value.

The GRP-coated fibreglass outer skin provides significant impact resistance, protecting your investment from stone and hail damage. Under the skin is a high-density polystyrene core for an impressive level of strength without weight.

Testing the strength of Bailey caravans is our priority, and our innovative Alu-Tech construction system allows us to test to the limit. So much so that our UK parent company placed a car on top of a Bailey caravan un-supported. It's fair to say we're built to last.

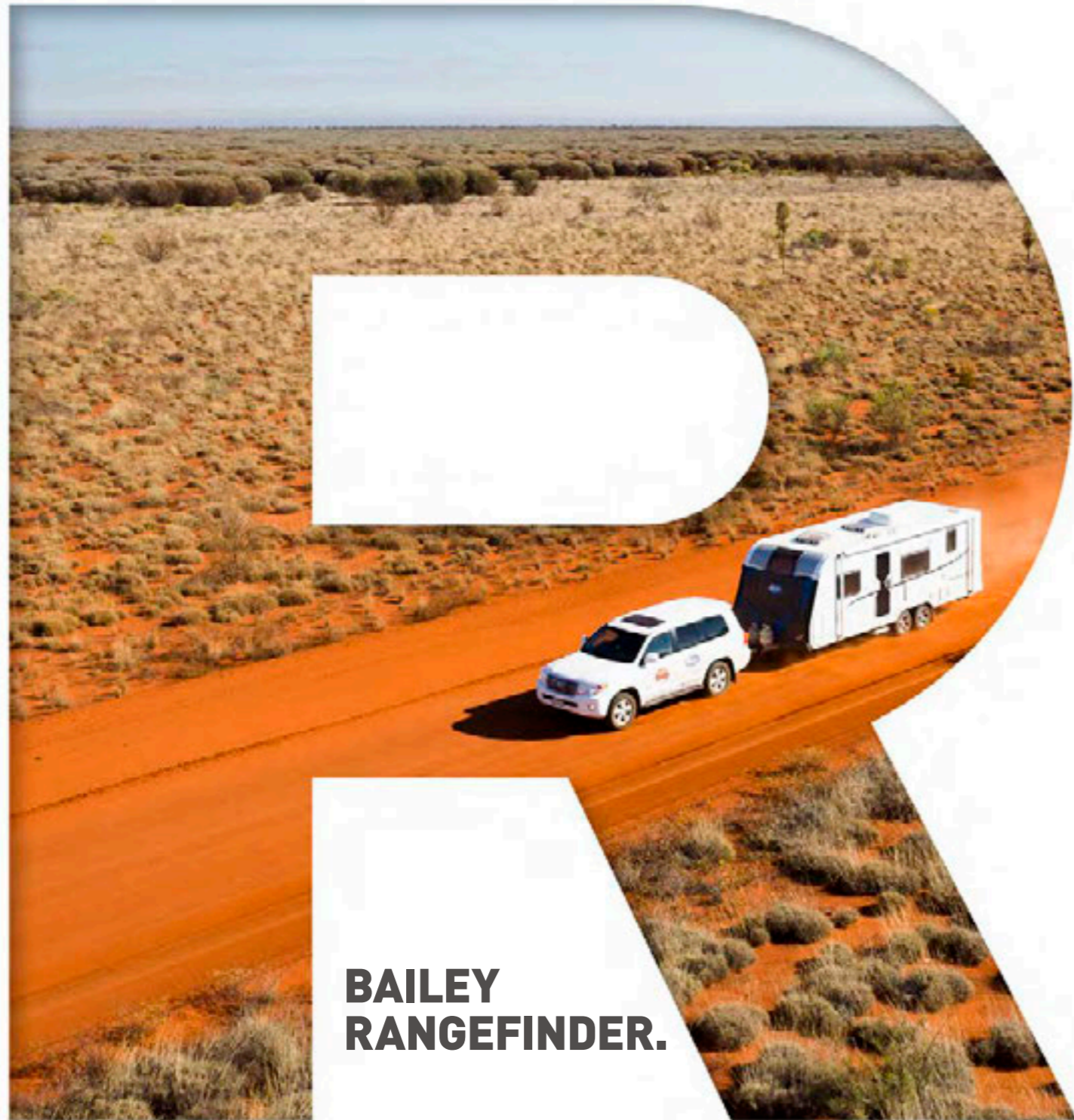
By combining Bailey's patented five-part body-shell construction system on top of an Australian-designed DuraGal steel chassis, we're able to provide the toughness and rigidity required to keep you comfortable and safe in any normal caravan touring conditions.

# BUILT TO CARRY MORE.

Bailey caravans offer a class-leading 500kg+ carrying capacity\*. Since your van weighs less, you can take more of the things you need for an extended trip.

\*model/specification dependant





## BAILEY RANGEFINDER.



## BUILT LIKE NO OTHER.

As well as being the basis of a Bailey caravan's strength, the single-span walls, floor and roof help prevent water leaking into the van, even in the most severe of storms. What's more, our timber-free construction ensures there's no chance of rotting wood – a problem that can have a significant impact on resale value.

Fewer body panels combined with flush-fit bonded windows and hatches also improves the van's thermal insulation. Which, of course, means less need for

heating or cooling, saving you money as well as helping the environment.

Another benefit of a lighter caravan is the ability to have a larger water carrying capacity. As standard in Bailey caravans, we offer twin 105 litre water tanks, which gives you a class-leading total of 210 litres of water.



## BUILT WITH STYLE.

We've taken the practical elegance of European style and reinvented it to suit the demanding conditions of travel in Australia.

Immediately on entry, you're presented with Bailey's signature SkyView window. Its angular one-piece facade brings light flooding into the van, and keeps you connected to the extraordinary views that this country offers.



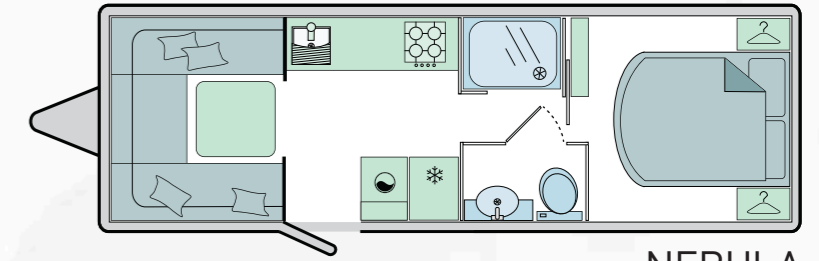
You'll find large, light, and contemporary living areas equipped with practical kitchens, spacious ensuites and inviting bedrooms in all the RangeFinder models. You can choose from a range of Australian and European layouts depending on the model and your travelling requirements.



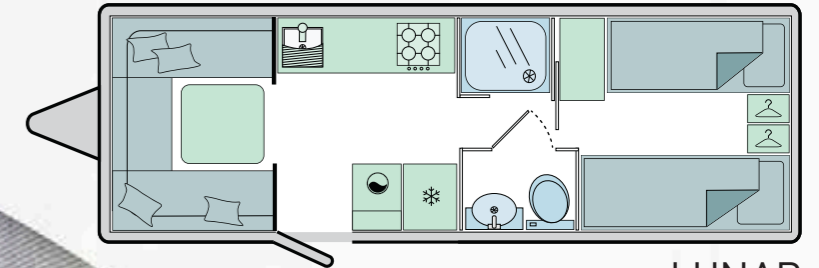
# BUILT FOR ENTERTAINERS.

Designed for couples – or a family of four – Rangefinders Nebula and Lunar allow you to live in the lap of luxury while you lap Australia. True entertainer layouts; both vans seat up to eight in their large front club lounges, which are bathed in light by panoramic Skyview windows.

Nebular and Lunar offer the benefit of two separate entertaining/sleeping zones, cleverly divided by a door that can make the separate shower and toilet a bedroom ensuite, or open to visitors, while the bedroom remains private.



NEBULA



LUNAR

**Travel Length:** 8.50m [27'10"]

**Travel Height:** 2.88m [9'5"]

**Travel Width:** 2.49m [8'2"]

**Interior Length:** 6.87m [22'6"]

**Berths:** 2 (+2)

**Tare:** Nebula 2000kg

Lunar 2050kg

**Ball:** 130kg

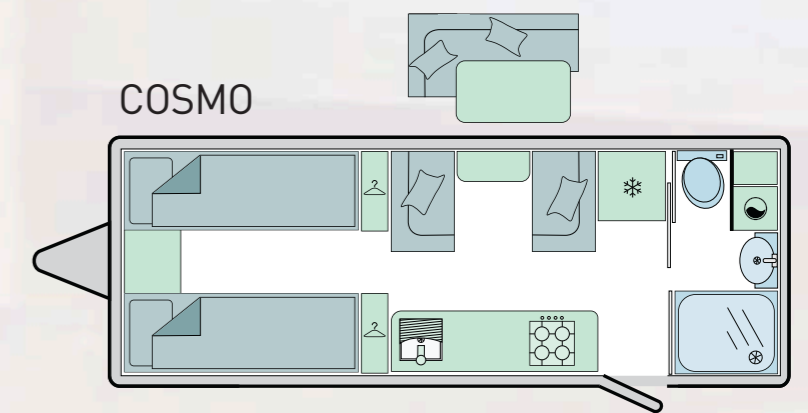
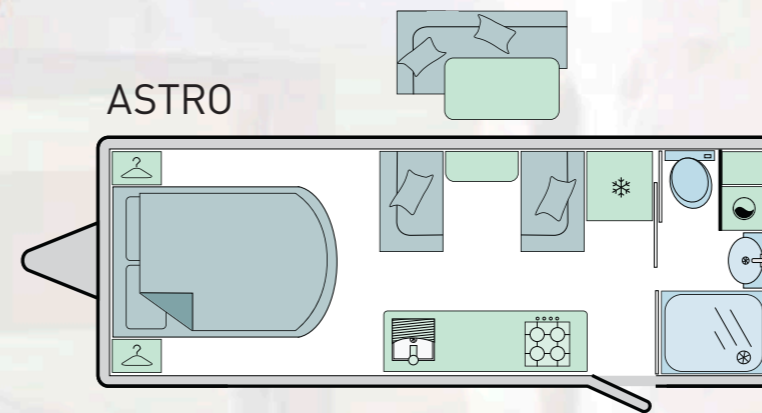
**ATM:** 2500kg

# BUILT FOR COUPLES.

Designed as a couples' retreat – Rangefinders Astro and Cosmo offer choices to suit your needs. Firstly, do you want a queen island bed or twin singles? Would you prefer a café dinette layout or an L-shaped lounge seating format?

The Aussie feel of the interior design and layout has proved extremely popular. A Skyview window above the bed allows you to read with natural light in the day, and gaze at the moon and stars at night.

**Travel Length:** 7.70m [25'3"]  
**Travel Height:** 2.88m [9'5"]  
**Travel Width:** 2.49m [8'2"]  
**Interior Length:** 6.15m [20'2"]  
**Berths:** 2  
**Tare:** Astro 1850kg / Cosmo 1880kg  
**Ball:** 95kg  
**ATM:** Astro 2350kg / Cosmo 2380kg

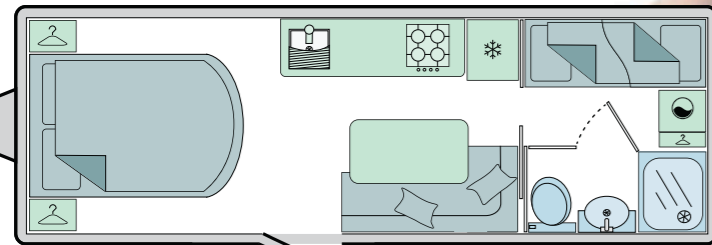


# BUILT FOR FAMILIES.

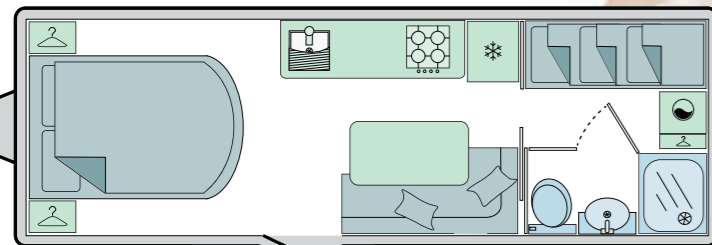
Rangefinders Gemini and Asgard are the perfect platforms on which to build precious family memories. Combining an island front queen bed with rear bunk beds (2 or 3 option), with a separate shower and toilet ensuite, family caravanning has never been easier. Featuring all the comforts of home, including a kitchen, air conditioning and a 2.5kg washing machine, the Gemini and Asgard allow families to make memories together around Australia, whilst travelling in comfort.

Weighing 1950kg\* unladen and offering a huge 500kg\* of carrying capacity, it's completely at home behind a medium SUV or 4WD, making it an economical and easy-to-tow companion.

**Travel Length:** 8.12m [26'8"]  
**Travel Height:** 2.88m [9'5"]  
**Travel Width:** 2.49m [8'2"]  
**Interior Length:** 6.59m [21'7"]  
**Berths:** Gemini 4 (+1) / Asgard 5 (+1)  
**Tare:** 1950kg  
**Ball:** 130kg  
**ATM:** Gemini 2450kg / Asgard 2500kg



GEMINI



ASGARD



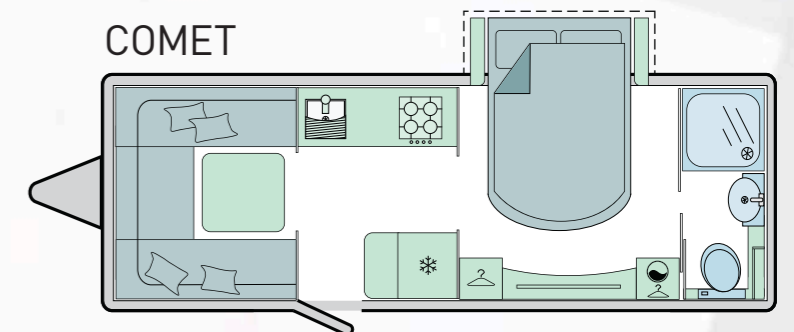


# BUILT FOR LUXURY.

The Australian-designed and built Rangefinder Comet brings style and space to anywhere you choose to travel. Bailey's first slide-out model brings the outside inside. Whether you're enjoying the front club lounge or the bedroom, the Comet invites you to unwind and take in the view.

Features include a slide-out wall with Queen-sized bed, fully equipped kitchen, reverse-cycle air-conditioning, separate shower and toilet ensuite. A huge front club lounge, with seating for up to eight, allows everyone to enjoy the view from the panoramic Skyview windows. Yet, despite its impressive size when fully-expanded, the Comet is up to 500kg lighter than comparable caravans, meaning it can be towed by a wide range of medium-sized tow vehicles.

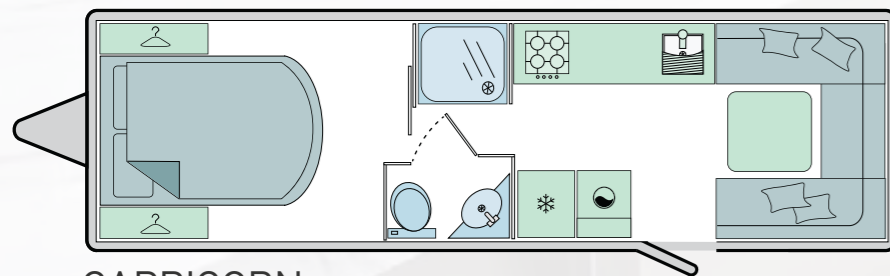
**Travel Length:** 8.12m (26'8")  
**Travel Height:** 2.88m (9'5")  
**Travel Width:** 2.49m (8'2")  
**Interior Length:** 6.59m (21'7")  
**Berths:** 2 (+2)  
**Tare:** 2200kg  
**Ball:** 190kg  
**ATM:** 2850kg



# BUILT FOR COMFORT.

Designed to take in a view from every angle, Rangefinder Capricorn allows you to be bathed in natural light from the panoramic all round windows whilst relaxing in the spacious rear eight-seater club lounge. You can be at one with nature in the bedroom, where the large front window lets you take in the sights whilst relaxing in the caravan queen size bed.

Capricorn has a point of difference in its ability to separate the living zones – a door sections off the kitchen and living zone from the bathroom and bedroom. It is the perfect place to call your sanctuary.



CAPRICORN

**Travel Length:** 8.50m [27'10"]  
**Travel Height:** 2.88m [9'5"]  
**Travel Width:** 2.49m [8'2"]  
**Interior Length:** 6.87m [22'6"]  
**Berths:** 2 (+2)  
**Tare:** 2030kg  
**Ball:** 130kg  
**ATM:** 2500kg



# BUILT INTO EVERY RANGEFINDER.

## ALU-TECH BODYSHELL

Structural interlocking aluminium extrusion external framework with no external fixing points and concealed awning channels on both sides | Five part fully bonded exterior panel assembly system | Upper body panels manufactured using superior bead application laminating technology for a stronger more consistent bond | Upper body panels built using a timber free construction, incorporating a composite plastic internal skeleton, a high density

polystyrene for superior thermal insulation and a fibreglass GRP inner wall lining | Upper body panels cloaked in a single sheet impact resistant fibreglass GRP outer skin for extra durability | **Supplied with a 10-year water ingress warranty and 3-year general warranty\***

## CHASSIS

Australian Made and designed specifically for Bailey DuraGal steel chassis | Dexter axles | Leaf spring suspension | STD hitch with handle | 15" alloy wheels | Dominator wheel rims | Twin 105L fresh water tanks (210L) | Exterior gas bayonet/bbq point | 2 x 9kg gas bottles | Manual fold out 2-step

## ELECTRICAL SERVICES

100 amp/hr deep cycle AGM battery located in fully sealed battery box | Automotive OEM grade standard wiring loom/harness | Multiple 240v power points | Conveniently located USB charger points to front lounge and bed-side | 2 x digital TV outlets | Signal vertical & horizontal HDTV antenna | 2 x interior speakers | 2 x exterior speakers | Recessed LED lighting throughout | Exterior LED lighting | Exterior 240v weatherproof power sockets | Exterior TV/Sat/12v inlet/outlet

## SAFETY & SECURITY

Dometic quad-lockable exterior door with security screen | Bear-X impact resistant front & rear bumpers and corner moulds | Brake safe device | Cooktop flame failure device | Smoke detector | CO2 detector | Fire extinguisher

## EXTERIOR FEATURES

Dometic roll-out awning | Front tunnel boot | Rear tunnel boot (model specific) | Underslung full size alloy spare wheel | Exterior fold-out picnic table | High quality graphics scheme

## INTERIOR FEATURES

Signature 'Skyview' double glazed Polyplastic vertical skylight and windows | Twin roof hatches with LED lighting surrounds | Microfibre leather-look skylight surround | Quality furniture finishes in a range of stylish colours | Quality flush-fit cabinetry | Domestic quality Blum soft-close hinges with positive locking catches | Slide-out 2 tier stainless steel pantry | Stone-look bench tops | Stainless steel sink with integral drainer | Recessed 3 gas + 1 electric cooktop & griller | Rangehood with dual extraction fans and LED lighting | Full height glass-look kitchen splashback |

Thetford 2 door 185L 3-way refrigerator/freezer | 900w microwave | 28L Swift hot water service | Sphere 2.5kg washing machine | Belaire HB3500 reverse cycle A/C | High quality microfibre leather-look upholstery and two scatter cushions | Gerflor heavy-duty domestic grade floor vinyl | Caravan queen size bed with fully sprung mattress for enhanced comfort | Full ensuite with separate shower, toilet and vanity areas | Extra-large enclosed shower unit featuring water saving shower head | Cassette toilet with ceramic bowl for easy cleaning | Flyscreens and privacy blinds on all windows and hatches | Indoor/outdoor free standing table | Branded AM/FM/CD/Mp3 player with USB, bluetooth & SD connectivity | 32" TV (Comet only)


## DISCLAIMER

This brochure does not constitute an offer by Bailey Leisure (Manufacturing) Pty Ltd (referred to as 'Bailey' thereafter). Bailey reserve the right to alter specifications and prices as market and supply conditions demand. Weights are correct at time of printing and based off of standard specification. The addition of options and alterations will affect weights and carrying capacity of each caravan. Your Bailey retailer will confirm all specification details prior to you making your purchasing decision.

Bailey retailers sell our products of their own choice and not as agents of Bailey, accordingly, they have no authority to bind Bailey or to make any representation or undertaking whatsoever on behalf of Bailey. All bedding and household items illustrated in this brochure are used to enhance photography and are for display purposes only - they are not supplied with your touring caravan. Photographic colour reproduction is subject to the limitations of the production process.

\*Please refer to full warranty and disclosure statement offered by Bailey by visiting: [www.baileyaustralia.com.au](http://www.baileyaustralia.com.au)





**RANGEFINDER  
EXTRAS.**

### **UPHOLSTERY**

Leather upholstery upgrade, Additional scatter cushions, Curtains & pelmets, Front stone cover, Gas bottle cover

### **CHASSIS**

Hot Dip Galvanised Chassis, Dexter DSC Anti Sway Control, D035 Hitch with handbrake, Cruisemaster CRS Suspension, Extended drawbar, Chassis Upgrade, A-Frame Tray, Coloured Primal Rims, Centre Jockey Wheel, Double Jockey Wheel Clamp, Purpleline Movers (Titanium), Additional 15" Rim, Front mounted powder coated storage box

### **ELECTRICAL**

150W Solar Panel with 30 amp regulator, Additional 150w Solar Panel, Additional 100amp/hr Deep Cycle AGM Battery, Upgrade to 120amp Battery, Additional 120amp Battery, 1000w inverter w/2 dedicated power points, 2000w inverter with automatic transferswitch, Install customer supply reversing camera & loom, Reading light, Additional 12V socket, Additional 240v Powerpoint, SatKing Satellite Dish, HDMI Inlet, HDMI Outlet, Installation of customer supplied satellite dish, 12V Sirocco fan & installation, Electric double step, Full oven, 22" TV & DVD combination, Additional awning light, Wineguard antenna upgrade, Sweepovac ducted vacuum

### **AIR-CONDITIONING**

IBIS 3 Upgrade, Harrier Upgrade

### **PLUMBING**

Twin 140-L water tanks, grey water tank compatibility to existing water tanks, 140L grey water tanks, 40L portable grey water tank, 110L third grey water tank, External water tap fitted to a-frame, External shower, AquaGo hot water service, Water filter system

### **OTHER**

2 bike rack, 3 bike rack, 4 bike rack, a-frame mount 2 x bike rack, Vario heat gas ducted heating, Pillow-top mattress upgrade, Lounge conversion t-mechanism with tick cushion, Lounge conversion bolt-in pedestal adjustable dining table with tick cushion, Lounge conversion bolt-in pedestal adjustable dining table, Compost toilet, Positive pressure hatch, Wall mounted tv bracket, Concertina door, Alfresco slide out kitchen, Dometic slide-out kitchen, Reading Lights

**\*PLEASE NOTE THAT ANY ADDED OPTIONS WILL ALTER THE CARAVAN WEIGHT AND ITS PAYLOAD CAPACITY MAY BE REDUCED. PLEASE CONSULT YOUR LOCAL BAILEY RETAILER.**



## BAILEY COASTAL.



## BUILT FOR FUN.

The Bailey Coastal caravans offer an affordable, single-axle alternative to our Rangefinder vans. These compact yet spacious models are just as packed with features as their larger cousins.

They offer a choice of café dinette or L-shaped lounge seating, queen or twin single beds, reverse-cycle air conditioner, 164 litre fridge, roll-out awning and a fully equipped kitchen including microwave oven. You can style the interior to your taste with a choice of four colour packs.

Twin 105 litre water tanks are standard while an exterior slide-out kitchen and a 110 litre greywater tank are available as optional extras. An important factor is the vans' high ground clearance making them ideal for Australia's rugged conditions.



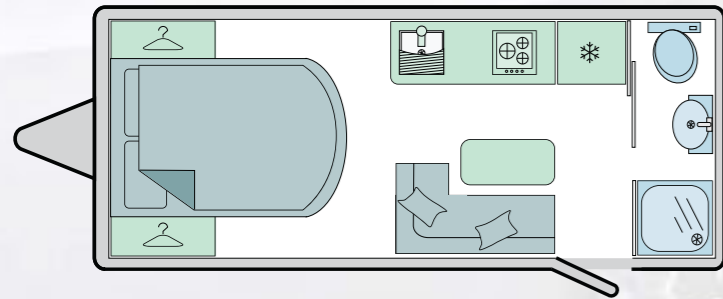
Best of all, the Coastals are ultra-light-weight (1,600kg tare / 2,000kg ATM) and can be towed by many popular, mid-sized cars and SUVs.

What's more, the vans can be upgraded through CRS or axle upgrades to offer a carrying capacity of up to 900kg. That will let you pack anything and everything you need to have fun anywhere you go.

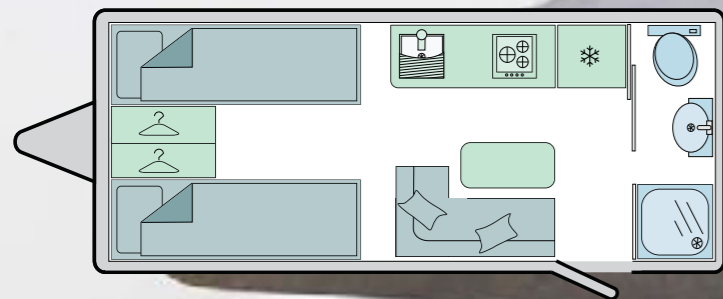
# BUILT FOR EVERY LIFESTYLE.

Light, bright and beautifully finished, the Coastal Bondi and Woolamai are the perfect caravans for couples. They offer a very comfortable L-shaped lounge and ample storage space. Their 1,600kg TARE make them lightweight and easy to tow by many popular, mid-sized cars and SUVs. The Bondi and Woolamai are the perfect entry into caravanning life.

## BONDI



## WOOLAMAI



**Travel Length:** 6.84m [22'7"]

**Travel Height:** 2.97m [9'9"]

**Travel Width:** 2.49m [8'2"]

**Interior Length:** 5.35m [17'4"]

**Tare:** 1600kg

**Ball:** 90kg

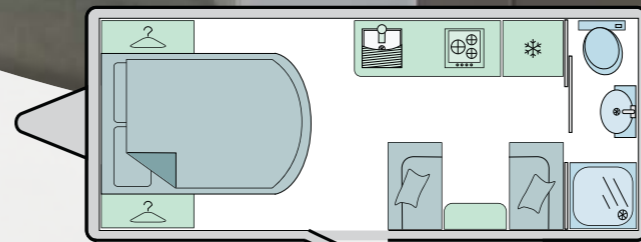
**ATM:** 2000kg



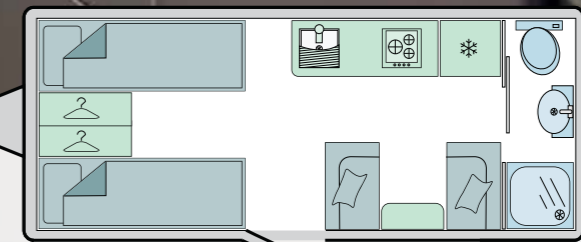
# BUILT FOR ADVENTURE.

Charming and delightful on a single axle, the Coastal Coogee and Anglesea are the perfect way to hit the road in style. You can enjoy a traditional 'Aussie cafe' dinette lounge layout and twin singles or queen bed layout with a front door entry.

With comfort and style that will suit everyone, the Coastal Coogee and Anglesea are lightweight and easy to tow caravans.



ANGLESEA



COOGEE

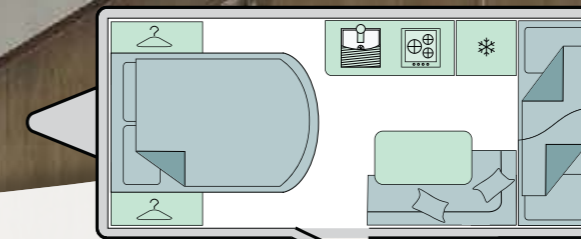
**Travel Length:** 6.84m [22'7"]  
**Travel width:** 2.49m [8'2"]  
**Travel height:** 2.97m [9'9"]  
**Interior Length:** 5.35m [17'4"]  
**Tare:** 1600kg  
**Ball:** 155kg  
**ATM:** 2000kg

# BUILT FOR MEMORIES.

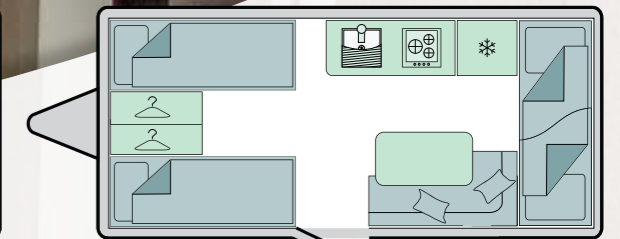
Designed for families ready to hit the road without hitting the bank, the Coastal Burleigh and Currumbin are the perfect caravans for families who are ready to start experiencing caravanning life within the comforts of a caravan park.

They offer either a queen or twin single beds at the front and a double bunk at the rear, centre kitchen and an L-shaped lounge (converts to single bed). The coastal Burleigh and Currumbin are caravans designed for families to make memories together. Lightweight caravans under 2 Tonne ATM with a single 105L water tank, and the ability to sleep 4 (+1) the easy to tow Burleigh and Currumbin are the perfect option for families.

**Travel Length:** 6.84m [22'7"]  
**Travel Height:** 2.97m [9'9"]  
**Travel Width:** 2.49m [8'2"]  
**Interior Length:** 5.35m [17'4"]  
**Tare:** 1680kg  
**Ball:** 155kg  
**ATM:** 2000kg



BURLEIGH



CURRUMBIN



# BUILT INTO EVERY COASTAL.

## ALU-TECH BODYSHELL

Structural interlocking aluminium extrusion external framework with no external fixing points and concealed awning channels on both sides | Five part fully bonded exterior panel assembly system | Upper body panels manufactured using superior bead application laminating technology for a stronger more consistent bond | Upper body panels built using a timber free construction, incorporating a composite plastic internal skeleton, a high density polystyrene for superior thermal insulation and a fibreglass GRP inner wall lining | Upper body panels cloaked in a single sheet impact resistant fibreglass GRP outer skin for extra durability | **Supplied with a 10-year water ingress warranty and 3-year general warranty\***

## CHASSIS

Australian Made and designed specifically for Bailey DuraGal steel chassis | Dexter axles | Leaf spring suspension | STD hitch with handle | 15" alloy wheels | Branded wheel rims | Twin 105L fresh water tanks (210L) \*excluding Currumbin and Burleigh models, Single 105L fresh water tanks \*Currumbin and Burleigh model only | 2 x 9kg gas bottles | Manual fold out 2-step

## ELECTRICAL SERVICES

100 amp/hr deep cycle AGM battery located in fully sealed battery box | Automotive OEM grade standard wiring loom/harness | Multiple 240v power points | Multiple 12v power points | 1 x digital TV outlet | Digital HDTV antenna | 2 x interior speakers | Interior LED lighting | Exterior LED lighting

## SAFETY & SECURITY

Brake safe device | Cooktop flame failure device | Smoke detector | CO2 detector | Fire extinguisher

## EXTERIOR FEATURES

Camec tri-lockable exterior door with flyscreen | Dometic roll-out awning | Front tunnel boot | Underslung full size alloy spare wheel | Acrylic capped ABS corner moulds | High quality graphics scheme

## INTERIOR FEATURES

Twin roof hatches with LED lighting surrounds | Quality furniture finishes in four stylish colour schemes | Quality flush-fit cabinetry | Soft-close hinges with positive locking catches | Stone-look bench tops | Trim fit, glass-look splashback | Stainless steel sink | 3 burner gas cooktop | Thetford 164L 3-way refrigerator/freezer | 700w microwave | 28L Swift hot water service | Belaire HB3500 reverse cycle A/C | High quality microfibre upholstery and two scatter cushions | Heavy-duty domestic grade floor vinyl | Queen or single beds with fully sprung mattress for enhanced comfort (Model Specific) | Full ensuite with separate shower, toilet and vanity areas | Large enclosed shower unit | Cassette toilet | Flyscreens and privacy blinds on all windows and hatches | Branded AM/FM/CD/Mp3 player with USB connectivity

## DISCLAIMER

This brochure does not constitute an offer by Bailey Leisure (Manufacturing) Pty Ltd (referred to as "Bailey" thereafter). Bailey reserve the right to alter specifications and prices as market and supply conditions demand. Weights are correct at time of printing and based off of standard specification. The addition of options and alterations will affect weights and carrying capacity of each caravan. Your Bailey retailer will confirm all specification details prior to you making your purchasing decision.

Bailey retailers sell our products of their own choice and not as agents of Bailey, accordingly, they have no authority to bind Bailey or to make any representation or undertaking whatsoever on behalf of Bailey. All bedding and household items illustrated in this brochure are used to enhance photography and are for display purposes only - they are not supplied with your touring caravan. Photographic colour reproduction is subject to the limitations of the production process.

\*Please refer to full warranty and disclosure statement offered by Bailey by visiting: [www.baileyaustralia.com.au](http://www.baileyaustralia.com.au)





### **UPHOLSTERY**

Leather base cushion, Additional scatter cushions, Curtains & pelmets, Front stone cover, Gas bottle cover

### **CHASSIS**

Hot Dip Galvanised Chassis, Dexter DSC Anti Sway Control, D035 Hitch with handbrake, Cruisemaster CRS Suspension, Solid beam 10 leaf springs 2.5T suspension, Extended drawbar, A-Frame Tray, Centre Jockey Wheel, Double Jockey Wheel Clamp, Purpleline Movers (Titanium)

### **ELECTRICAL**

150W Solar Panel with 30 amp regulator, Additional 150w Solar Panel, Additional 100amp/hr Deep Cycle AGM Battery, Upgrade to 120amp Battery, Additional 120amp Battery, 1000w inverter w/2 dedicated power points, 2000w inverter with automatic transferswitch, Install customer supply reversing camera & loom, Reading light, Additional 12V socket, Additional 240v Powerpoint, SatKing Satellite Dish, HDMI Inlet, HDMI Outlet, Installation of customer supplied satellite dish, 12V Sirocco fan & installation, Electric double step, Full oven, Mini grille, 22" TV & DVD Combination, Additional awning light, Wineguard antenna upgrade, Sweepervac ducted vacuum

### **AIR-CONDITIONING**

IBIS 3 Upgrade, Harrier Upgrade

### **PLUMBING**

Grey water tank compatibility to existing water tanks, 40L portable grey water tanks, External water tap fitted to a-frame, external shower, AquaGo hot water service, Water filter system

### **OTHER**

2 bike rack, 3 bike rack, 4 bike rack, brackets for bike rack, A-frame mount 2 x bike rack, Vario heat gas ducted heating, Pillow-top mattress upgrade, Gas bayonet, Compost toilet, Positive pressure hatch, Wall mounted tv bracket, Alfresco slide out kitchen, Dometic slide-out kitchen

**\*PLEASE NOTE THAT ANY ADDED OPTIONS WILL ALTER THE CARAVAN WEIGHT AND ITS PAYLOAD CAPACITY MAY BE REDUCED. PLEASE CONSULT YOUR LOCAL BAILEY RETAILER.**



**Bailey. Built Better.**



COMMUNICATE WITH US: (03) 9308 7310



[baileyaustralia.com.au](http://baileyaustralia.com.au)

Book a factory tour with us today!