



Connect with us!
We'd love to hear from you:



This brochure does not constitute an offer by Bailey Caravans Ltd (Bailey). Bailey reserves the right to alter specifications and prices as market and supply conditions demand. Your Bailey retailer will confirm all specification details prior to you making your purchasing decision. E. & O. E. Bailey retailers sell our products of their own choice and not as agents of Bailey. Accordingly they have no authority to bind Bailey or to make any representation or undertaking whatsoever on behalf of Bailey. All household items illustrated in this brochure are used to enhance photography and are for display purposes only. They are not supplied with your touring caravan. Photographic colour reproduction is subject to the limitations of the production process.

Photography: Alan Bond | Photography Locations: Chew Valley Lake, Bude, Ogmere-by-Sea and Wells | Printed October 2018



Looking for more information?
Find everything you need to know at
www.baileyofbristol.co.uk



YOUR HOLIDAY
your way

“Freedom
to roam
far and
WIDE”





“Pottering
THROUGH
quaint
STREETS
TO COSY
restaurants.”



We hope you'll *love*
motorhome holidays as much as we do!

YOUR HOLIDAY *your way*

Memories begin with Bailey	2
Which motorhome suits you?	4
Advance	6
Alliance	18
Autograph	30
A pleasure to drive	42
A little bit about Bailey	44
Tested to the limit	46
Manufacturing in Bristol	48
Alu-Tech means you can	50
Bailey parts and accessories	52
How to buy a Bailey	54
Join the club	56



“Revelling in the
adventure
HOWEVER
BIG or
SMALL.”



Getting way off the beaten track.

Memories are what make life worth living. And with a Bailey motorhome, you're free to get out and discover new memories whenever you like. Whatever the time of day, whatever the weather, wherever you are, the world is waiting for you. You could be making some extra special memories very soon...



“*Enjoying*
an ice cream
at the *MARINA.*”

Feeling as free as a bird.

When you realise you don't need to follow the map, but just go where the road takes you, pulling over on the way for the obligatory ice cream! Then you arrive at a magical destination that you weren't expecting at all. Every moment in a Bailey motorhome becomes a memory to look back on.

Choices, choices
WHICH MOTORHOME
SUITS YOU?

Our handy comparison table helps
you choose the right model, to make
wonderful memories that last a lifetime.

COMPARE OUR MOTORHOMES ONLINE



	ADVANCE	ALLIANCE	Autograph
CAB FEATURES	Peugeot Euro 6 Boxer Cab	•	•
	Peugeot 2.0 Blue HdI 160bhp engine	•	•
	Peugeot 2.0 Blue HdI 130bhp engine	•	
	Anti-lock braking system (ABS)	•	•
	Electronic Stability program (ESP)	•	•
	Driver and passenger airbag	•	•
	Cab air conditioning and cruise control	•	•
	Fully adjustable upholstered driver and passenger Captain's seats	•	•
	Concertina windscreen and side window blinds	•	•
	Branded DAB Radio with Bluetooth connectivity	•	•
EXTERNAL FEATURES	Peugeot Sat Nav system	•	•
	Waeco reversing camera and screen		•
	Alu-Tech bodyshell construction with GRP outer skin	•	•
	Premium branded tyres with pressure sensors	•	•
	Ultra low profile AL-KO AMC Chassis	•	•
	15" or 16" alloy wheels (model specific)		•
	Fiamma F45S aero style awning		•
	Truma 100 watt solar panel		•
	Exterior gas BBQ point		•
	Status directional TV aerial		•
INTERNAL FEATURES	Exterior 230v socket		•
	80 Ah premium leisure battery	•	•
	110 Ah premium leisure battery		•
	93.5 litre external fresh water tank		•
	95 litre onboard fresh water tank	•	
	93.5 litre external waste water tank	•	•
	Alde programmable radiator heating system		•
	Truma Combi 4E heating system	•	
	Dometic 95 litre refrigerator and detachable full width freezer compartment	•	•
	Dometic 145 litre tower refrigerator and detachable full width freezer compartment		•
	Branded 800 watt microwave oven	•	•
	Thetford Triplex combination oven and grill	•	•
	Thetford Duplex XL combination oven and grill		•
	USB sockets	•	•
	Avtex 18.5" HD Digital TV with DVD/CD player		•



ADVANCE

Explore without being tied down. To go anywhere,
whenever you want, without anything to hold you
back. The Bailey Advance can fit the whole family
and everything that comes with it, but is agile
enough to manoeuvre through country lanes and
city centres.

Enjoy new touches such as LED over locker
lighting that complement the Italian designed
locker doors and 'Eucalyptus' furniture finish, all
designed to ensure that each and every journey,
no matter how long or short, is as comfortable
as can be and with it's brand new cruise control
feature you'll find it a joy to drive.

WEIGHT UP TO 3,500kg
UP TO 5



ALLIANCE

The all-new Alliance motorhome gives you the
freedom to go anywhere at any time. Furnished
with all the comfort and convenience you need,
it's well-proportioned and agile frame means
that you can enjoy indulgent afternoons in rural
paradise or pop into town to get the essentials.

If your time venturing out means you'll be
soaking up the breathtaking scenery up in the
mountains or by the coast, find your little bit
of paradise using the built-in Sat Nav and spend
more time enjoying the sun under the new
Fiamma F45S wind-out awning and let its solar
panel soak up the sun's rays.

Whatever freedom means to you, the Bailey
Alliance will make anywhere feel closer.



WEIGHT UP TO 3,500kg
UP TO 5



Autograph

Whether you're having a weekend away or
embarking on the trip of a lifetime, the Bailey
Autograph has everything you need to make your
time away luxurious. With a Alde programmable
radiator heating system and combined water
heating and upholstered driver and passenger
captain's seats, you can get to and from your
destinations in comfort and style.

Whether you're revisiting some favourite corners
of the country, exploring pastures new, or even
travelling abroad, in an Autograph you'll take all
your home comforts with you and make your
home wherever you go.

WEIGHT UP TO 4,250kg
UP TO 5





YOUR **ADVANCE** *your everyday...*

Explore without being tied down. To go anywhere whenever you want, without anything to hold you back. That's the beauty that the Bailey Advance brings you – the liberty to travel to every corner of the country and beyond.

Imagine getting out there and going truly off the map. Whether it's a seaside holiday, city break or you're braving the elements out in the countryside, the Advance is large enough for you to take everything you need, while small enough to manoeuvre through the country lanes and city roads alike.

Once you've enjoyed the great outdoors, there's a great indoors to come back to, warm and welcoming with a fully equipped kitchen and washroom.



“Enjoying
indulgent
AFTERNOONS...”

Go to: www.baileyofbristol.co.uk



Whether you've done it before, or you're new to motorhome holidays, there's no better way to introduce yourself to the open road, than the Bailey Advance.

With comfort and convenience aplenty, you'll wonder how you ever travelled any other way. From design touches like LED over locker lighting, Italian design locker doors and the stunning sky view window, the Advance takes style to the next level.



NEW LED over locker lighting



Heki roof lights throughout



NEW Italian design locker doors with a high gloss finish and wide domestic style handles




NEW 'Eucalyptus' furniture finish



80AH leisure battery, to give greater independence away from mains power



NEW double glazed opening sky view over cab window with blind





Go to: www.baileyofbristol.co.uk

360°
VIEW

ADVANCE

All the comforts of home on the road.

With the fully equipped washroom and kitchen, cosy beds, lounge and dining area, you'll want for nothing, except to holiday in your Advance time and time again! It's the thoughtful finishing touches like the 'granite' effect shower cubicle, stainless steel sink and handy cab storage pockets that make all the difference.



NEW fully equipped washroom with fully lined 'Granite Stone' effect shower cubicle



NEW design over cab storage pockets



NEW branded 800 watt microwave oven



NEW Thetford Triplex combination oven and grill with 3 burner hob



NEW concertina cab blinds



Drop down bed (model specific)



Go to: www.baileyofbristol.co.uk

360°
VIEW

“Soaking up
outstanding
SCENERY FROM
coast to city.”



-  **NEW** cab air conditioning
-  **NEW** cab cruise control
-  Great drivability with AL-KO AMC chassis
-  **NEW** directional spot lights with USB sockets
-  Fully adjustable upholstered driver and passenger seats
-  **NEW** 'Hampstead' soft furnishings
-  95 litre on-board fresh water tank
-  **NEW** Truma combi 4E heating system





VEHICLE CONSTRUCTION

PEUGEOT BOXER CAB

- Peugeot fully compliant Euro 6 Boxer Cab supplied with a 3 year / 100,000 mile warranty & 36 months Peugeot European assist cover
- Peugeot 2.0 Blue Hdi (High Pressure Direct Injection) 130 BHP engine with 6-speed manual gear box
- ‘Glacier’ white cab with colour coded bumpers
- Premium branded tyres with tyre pressure sensors
- Remote central locking for cab door
- Electric cab windows & heated wing mirrors with direction indicators

CONSTRUCTION

- Ultra-low profile AL-KO AMC Chassis
- AL-KO AMC Chassis prepared for towbar fitment
- Alu-Tech bodyshell habitation area
- Supplied with a 6-year transferable bodyshell integrity warranty and a 3-year transferable manufacturer's components warranty*
- 4-year transferable extension to bodyshell integrity warranty available as a cost option (making 10 years in total)*
- 3-year transferable extension to manufacturer's component warranty available as a cost option (making 6 years in total)*
- BS EN-1646-1 Grade III classification for heating and thermal insulation
- European Whole Vehicle Type Approval
- Structural interlocking aluminium extrusion external framework with no external fixing points for additional strength and rigidity
- Upper body panels manufactured using superior bead application laminating technology for a stronger more consistent bond
- Upper body panels built using a timber free construction, incorporating a composite plastic internal skeleton, a high density polystyrene insulation and a GRP inner wall lining
- Upper body panels cloaked in a single sheet impact resistant GRP outer skin for extra durability
- Strengthened floor panel with GRP underside protection



NEW battery isolator

• Variable power steering

• NEW electronic Stability Program (ESP)

• Anti-lock braking system (ABS)

• Engine immobiliser

• NEW cab air conditioning and cruise control

• NEW driver and front passenger airbags

• NEW fully upholstered driver and passenger Captain's seats with twin armrests and integrated headrests

• NEW concertina windscreen and side window blinds



EXTERIOR FEATURES

• NEW single piece highline rear bumper

• NEW design rear light clusters

• NEW side skirts

• NEW door and wheel spats

• Dometic slim line flush fit habitation door with a gas-strut assisted mechanism for smooth operation

• NEW low level door step with non-slip mat and grab handle (model specific)

• NEW design aerodynamically profiled double glazed Polyplastic opening windows throughout

• NEW double glazed opening sky view over cab window with blind

• Mini Heki roof light located over front lounge and kitchen (model specific)

• Midi Heki roof light located over rear lounge or bedroom

• Retractable flyscreens and blinds to all principal windows

• Splash proof retractable blinds for kitchen and washroom windows

• Centrally mounted exterior gas locker compartment

• Propane/Butane en-route gas 30mb regulator in gas locker compartment

• NEW branded DAB Radio with Bluetooth connectivity

• NEW DAB Antenna mounted in passenger door mirror

• Two 12v sockets and USB connection point in storage locker

• Twin cup holders

• NEW design over cab storage pockets

Everything YOU NEED TO KNOW ABOUT
ADVANCE



• Underbed storage area with exterior access door (74-2, 74-4, 76-2, 76-4, 76-2T, 76-4T)

• Underbunk storage area with exterior access door (66-2)

• Exterior 230v power inlet

• NEW fixing points for rear mounted cycle rack

• Diffuser at base of rear bumper for optional towbar fitment

*Terms and conditions apply. Please visit www.baileyofbristol.co.uk for more information.



INTERIOR FEATURES

FURNITURE AND SOFT FURNISHINGS

• NEW Bailey 'Eucalyptus' furniture finish

• NEW contemporary Italian design high gloss dual finish overhead lockers with wide domestic style handles

• NEW design aircraft style overhead locker system with split level storage and domestic metal hinges

• NEW 'Basalt stone' finish kitchen and worktop laminate

• NEW drop-down kitchen worktop extension (66-2, 74-2, 74-4, 76-2T, 76-4T, 70-6)

• NEW domestic standard kitchen units featuring durable worktop surfaces and drawers with positive catches

• NEW satin finish kitchen drawer fascias

• Premium quality fixtures and fittings in polished chrome finish

• Slide out bed boxes for easy bed make up (66-2, 74-2, 74-4, 76-2, 76-4, 76-2T, 76-4T)

• Roller slat mechanism for easy bed make up (70-6)

• Sprung beech bed box tops for additional comfort

• Deep-fill bed boxes with enhanced storage capacity (66-2, 74-2, 74-4, 76-2, 76-4, 76-2T, 76-4T)

• Fixed double beds with gas strut assisted opening mechanism (74-2, 74-4, 76-2, 76-4)

• Automatically operated ceiling mounted drop down double bed with sprung base (70-6)

• Free standing table with dedicated storage (66-2, 74-2, 76-2, 76-2T)

• Wall mounted table with dedicated storage (74-4, 76-4, 70-6)

• NEW foam filled upholstery with quality fabrics and high density filling

• Foam filled double bed mattresses (74-2, 74-4, 76-2, 76-4)

• Foam filled single bed mattress on a sprung base (76-2T, 76-4T)

• Foam filled double bed mattress on a sprung base (70-6)

• NEW 'Hampstead' soft furnishings with two scatter cushions and co-ordinating curtains

• Textured finish durable floor vinyl

• NEW 'Chocolate Brown' split section loose fit drop in carpets (35oz pile density)



SERVICES

ELECTRICAL SYSTEM

• 80 ampere/hour premium leisure battery

• Dedicated under floor leisure battery storage locker

• NEW electrical control panel with phone shelf

• 12v ambient and task lighting fittings throughout

• NEW ambient over locker lighting

• 12v shower cubicle lighting

• 230v power supply with up to four interior sockets

• NEW USB sockets

• TV station with 230v/12v/aerial socket

• Domestic style consumer unit with dedicated access door

• Switch mode battery charger with 20 amp output

• RCD/MCD protection for mains electric system

• 25 metre mains connecting lead

• Pre-wired for satellite and aerial connection

• Pre-wired for rear view camera

WATER AND HEATING SYSTEMS

• NEW Truma combi 4E heating system with combined water and room heating

• NEW user-friendly digital control panel with adjustable fan and water boost functions

• NEW dual fuel 4kw gas and 1.8kw electric power sources

• NEW Whale Hi-Flo on-board water pump

• Pressurised hot and cold fresh water system

• Rigid pipe waste plumbing system

• NEW 95 litre on-board fresh water tank with baffles and level sensor

• 93.5 litre external waste water tank with baffles and level sensor

• Thetford C-260 cassette toilet with integrated header tank

• Shower with ceramic ball mixer tap and Ecocamel shower head

ADVANCE

• NEW 'Granite Stone' finish fully lined shower cubicle with concertina partition door (66-2, 76-2, 76-4, 76-2T, 76-4T)

• NEW 'Granite Stone' finish fully lined shower wet room with partition curtain (74-2, 74-4, 70-6)

• Washroom hand basin with ceramic ball mixer tap (66-2)

• NEW design washroom basin with ceramic ball mixer tap (74-2, 74-4, 76-2, 76-4, 76-2T, 76-4T, 70-6)



KITCHEN EQUIPMENT

• NEW Dometic 95 litre refrigerator with detachable freezer compartment

• NEW Thetford Triplex combination oven and grill with 3 burner hob

• NEW glass heat shield (70-6)

• NEW branded 800 watt microwave oven

• NEW stainless steel square kitchen sink with mixer tap, washing up bowl, drainer and chopping board



SAFETY AND SECURITY

• AL-KO outriggers fitted to AMC Chassis for enhanced floor strength

• 3-point seat belts on all designated travelling seats (74-4, 76-4, 76-4T, 70-6)

• Steel frame seat base supports for all travelling seats (74-4, 76-4, 76-4T, 70-6)

• Steel framed seat base tops with Velcro base cushion fastenings for all designated travelling seats (74-4, 76-4, 76-4T, 70-6)

• Steel framed structural bulkhead to support rear-facing designated travelling seats (70-6)

• 'Fix and Go' tyre repair kit

• Smoke alarm and carbon monoxide alarm



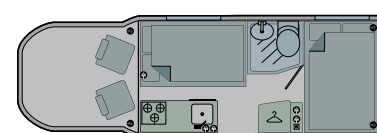
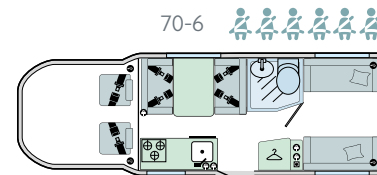
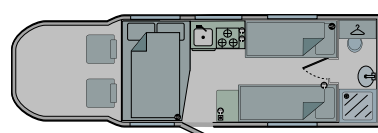

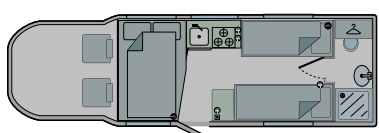
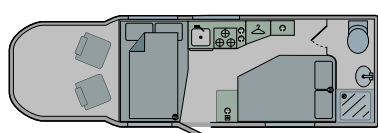
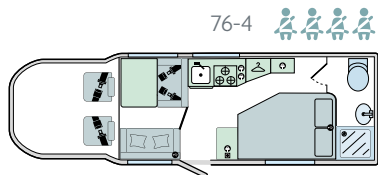
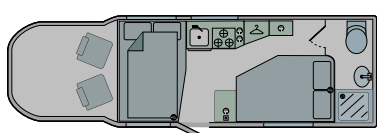
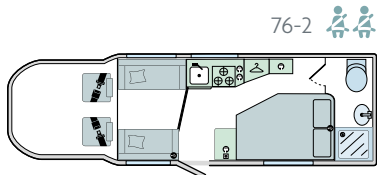
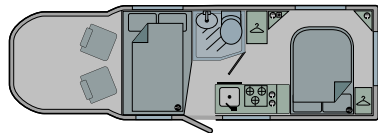
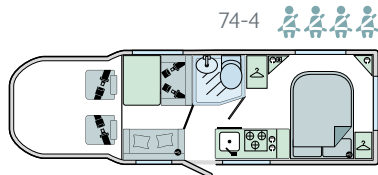
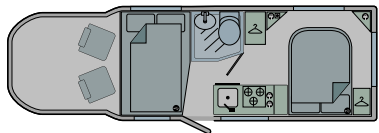
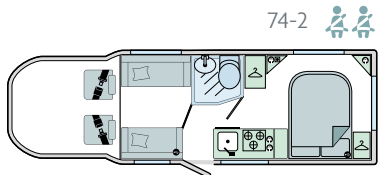
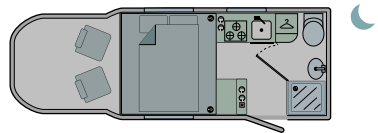
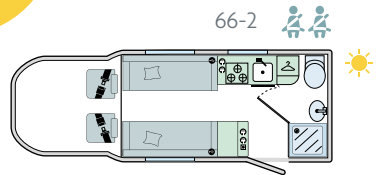
OPTIONAL UPGRADES

• Bespoke motorhome bedding sets to co-ordinate with soft furnishings (model specific)

	66-2	74-2	74-4	76-2	76-4	76-2T	76-4T	70-6
Peugeot Engine	130bhp/1997cc	130bhp/1997cc	130bhp/1997cc	130bhp/1997cc	130bhp/1997cc	130bhp/1997cc	130bhp/1997cc	130bhp/1997cc
Engine Power	130bhp @ 3750rpm	130bhp @ 3750rpm	130bhp @ 3750rpm	130bhp @ 3750rpm	130bhp @ 3750rpm	130bhp @ 3750rpm	130bhp @ 3750rpm	130bhp @ 3750rpm
Engine Torque	350Nm @ 1750rpm	350Nm @ 1750rpm	350Nm @ 1750rpm	350Nm @ 1750rpm	350Nm @ 1750rpm	350Nm @ 1750rpm	350Nm @ 1750rpm	350Nm @ 1750rpm
Roof Profile	Low Profile	Low Profile	Low Profile	Low Profile	Low Profile	Low Profile	Low Profile	Low Profile
Chassis	AL-KO AMC	AL-KO AMC	AL-KO AMC	AL-KO AMC	AL-KO AMC	AL-KO AMC	AL-KO AMC	AL-KO AMC
Thermal Insulation Grade	3	3	3	3	3	3	3	3
Designated Travelling Seats	2	2	4	2	4	2	4	6
Berths	2	4	4	4	4	4	4	6
Overall Body Length	6.593m/21'8"	7.397m/24'3"	7.397m/24'3"	7.571m/24'10"	7.583m/24'10"	7.571m/24'10"	7.583m/24'10"	6.955m/22'10"
Overall Cab Width^	2.489m/8'2"	2.489m/8'2"	2.489m/8'2"	2.489m/8'2"	2.489m/8'2"	2.489m/8'2"	2.489m/8'2"	2.489m/8'2"
Overall Habitation Width*	2.280m/7'6"	2.280m/7'6"	2.280m/7'6"	2.280m/7'6"	2.280m/7'6"	2.280m/7'6"	2.280m/7'6"	2.280m/7'6"
Overall Height	2.755m/9'0"	2.755m/9'0"	2.755m/9'0"	2.755m/9'0"	2.755m/9'0"	2.755m/9'0"	2.755m/9'0"	2.755m/9'0"
Tyre Sizes	215/70 R15 CP LII09R	215/70 R15 CP LII09R	215/70 R15 CP LII09R	215/70 R15 CP LII09R	215/70 R15 CP LII09R	215/70 R15 CP LII09R	215/70 R15 CP LII09R	215/70 R15 CP LII09R
MTPLM	3500kg	3500kg	3500kg	3500kg	3500kg	3500kg	3500kg	3500kg
MRO	2700kg	2805kg	2850kg	2800kg	2845kg	2942kg	2907kg	2890kg
Total User Payload	800kg	695kg	650kg	700kg	655kg	558kg	593kg	610kg
Max Rec. Braked Trailer Wgt	2000kg	2000kg	2000kg	2000kg	2000kg	2000kg	2000kg	2000kg
Gross Train Weight	5500kg	5500kg	5500kg	5500kg	5500kg	5500kg	5500kg	5500kg
Fresh Water Tank	95L	95L	95L	95L	95L	95L	95L	95L
Waste Water Tank	93.5L	93.5L	93.5L	93.5L	93.5L	93.5L	93.5L	93.5L
Gas Locker Capacity**	2 x 6kg	2 x 6kg	2 x 6kg	2 x 6kg	2 x 6kg	2 x 6kg	2 x 6kg	2 x 6kg
N/S Front Single [†]	1.84m x 0.74m (6'1" x 2'5")	-	-	-	-	-	-	-
O/S Front Single [†]	1.84m x 0.74m (6'1" x 2'5")	-	-	-	-	-	-	-
Front Double [†]	2.09m x 1.84m (6'10" x 6'1")	2.09m x 1.30m (6'11" x 4'3")	2.10m x 1.30m (6'11" x 4'3")	2.09m x 1.30m (6'11" x 4'3")	2.10m x 1.30m (6'11" x 4'3")	2.09m x 1.30m (6'11" x 4'3")	2.10m x 1.30m (6'11" x 4'3")	1.82m x 1.01m (6'0" x 3'4")
Rear Double [†]	-	1.85m x 1.39m (6'1" x 4'7")	1.85m x 1.39m (6'1" x 4'7")	1.93m x 1.35m (6'4" x 4'5")	1.93m x 1.35m (6'4" x 4'5")	-	-	1.53m x 2.09m (5'0" x 6'11")
Rear N/S Single	-	-	-	-	-	1.93m x 0.75m (6'3" x 2'4")	1.93m x 0.75m (6'3" x 2'4")	-
Rear O/S Single	-	-	-	-	-	1.80m x 0.75m (5'9" x 2'4")	1.80m x 0.75m (5'9" x 2'4")	-
Drop Down Double*** [†]	-	-	-	-	-	-	-	1.81m x 1.21m (5'11" x 4'0")

^Mirrors folded. *Inc marker lights. **Based on using Calor Propane gas bottles. ***Drop down double bed has a maximum load capacity of 200kg. [†]Measured from the widest point.

COMPARE
OUR
MOTORHOMES
ONLINE



ADVANCE

YOUR **ALLIANCE** *your freedom...*

It's easy to get attached to the all-new Alliance Motorhome. Agile and well-proportioned enough to take you anywhere, Alliance is furnished with all the comfort and convenience you need. When you experience freedom like this, you just won't want the holiday to end.

The all-new Alliance loves freedom as much as you do. And that means the freedom to go anywhere at all, any time. Pull up at a rural paradise and relax. Or zip into town to get the essentials. Wherever and whenever you travel, you'll enjoy superb home comforts to make every journey one to treasure.





“Enjoying
indulgent
AFTERNOONS...”

Go to: www.baileyofbristol.co.uk



The freedom that the new Bailey Alliance will give to you and your family will be second to none. It's time to explore the open road, discover new horizons and create lasting memories.

Alliance offers all the comforts of a great motorhome and yet has a few extras for you to benefit from a solar panel, sat nav and an awning are just some of the additional features that make journeying in this motorhome, that little bit extra special.



LED over locker lighting



Heki roof lights throughout



Italian design locker doors with a high gloss finish and wide domestic style handles



'Eucalyptus' furniture finish



80AH leisure battery, to give greater independence away from mains power



Double glazed opening sky view over cab window with blind



NEW optional 'Wandsworth' soft furnishings





Go to: www.baileyofbristol.co.uk

360°
VIEW

ALLIANCE

Enjoy the freedom of the road ahead.

Alliance has been designed to ensure that you can enjoy more of the freedom of the open road more of the time. To achieve this we have added a range of carefully chosen accessories, as well as creating a contemporary interior, with a beautifully equipped kitchen, washroom and sleeping area for you to enjoy wherever the road ahead takes you.

-  Fully equipped washroom with fully lined 'Granite Stone' effect shower cubicle
-  Design over cab storage pockets
-  Branded 800 watt microwave oven
-  Thetford Triplex combination oven and grill with 3 burner hob
-  **NEW** 'Natural Slate' finish kitchen and worktop laminate with matching kitchen splashback
-  **NEW** 'Pebble Shore' loose fit drop in carpets

















Go to: www.baileyofbristol.co.uk

360°
VIEW

“Soaking up
the sunshine
AND JUST ENJOYING
the view.”



-  **NEW** illuminated roof light surround
-  Cab air conditioning
-  Cab cruise control
-  Great drivability with AL-KO AMC chassis
-  Directional spot lights with USB sockets
-  Fully adjustable upholstered driver and passenger seats
-  **NEW** 'Portland' soft furnishings
-  95 litre on-board fresh water tank
-  Truma combi 4E heating system
-  Truma 100 watt solar panel
-  **NEW** look graphics scheme
-  **NEW** Peugeot Sat Nav system
-  **NEW** Peugeot 2.0 Hdi (High Pressure Direct Injection) 160bhp engine with 6-speed manual gear box
-  **NEW** Fiamma F45S wind-out awning





VEHICLE CONSTRUCTION

PEUGEOT BOXER CAB

- Peugeot fully compliant Euro 6 Boxer Cab supplied with a 3 year / 100,000 mile warranty & 12 months Peugeot Assist Cover
- **NEW** Peugeot 2.0 Blue Hdi (High Pressure Direct Injection) 160bhp engine with 6-speed manual gear box
- **NEW** 'Graphite' cab with colour coded bumpers
- Premium branded tyres with tyre pressure sensors
- Remote central locking for cab door
- Electric cab windows & heated wing mirrors with direction indicators

CONSTRUCTION

- Ultra-low profile AL-KO AMC Chassis
- AL-KO AMC Chassis prepared for towbar fitment
- Alu-Tech bodyshell habitation area
- Supplied with a 6-year transferable bodyshell integrity warranty and a 3-year transferable manufacturer's components warranty*
- 4-year transferable extension to bodyshell integrity warranty available as a cost*
- 3-year transferable extension to manufacturer's component warranty available as a cost option (making 6 years in total)*
- BS EN-1646-1 Grade III classification for heating and thermal insulation
- European Whole Vehicle Type Approval
- Structural interlocking aluminium extrusion external framework with no external fixing points for additional strength and rigidity
- Upper body panels manufactured using superior bead application laminating technology for a stronger more consistent bond
- Upper body panels built using a timber free construction, incorporating a composite plastic internal skeleton, a high density polystyrene insulation and a GRP inner wall lining
- Upper body panels cloaked in a single sheet impact resistant GRP outer skin for extra durability
- Strengthened floor panel with GRP underside protection

- Battery isolator
- Variable power steering
- Electronic Stability Program (ESP)
- Anti-lock braking system (ABS)
- Engine immobiliser
- Cab air conditioning and cruise control
- Driver and front passenger airbags
- Fully upholstered driver and passenger Captain's seats with twin armrests and integrated headrests
- **NEW** Peugeot Sat Nav system



EXTERIOR FEATURES

- Single piece highline rear bumper
- Design rear light clusters
- Side skirts
- Door and wheel spats
- **NEW** Fiamma F45S wind-out awning
- Dometic slim line flush fit habitation door with window, blind and bin plus a gas-strut assisted mechanism for smooth operation
- Low level door step with non-slip mat and grab handle (model specific)
- Aerodynamically profiled double glazed Polyplastic opening windows throughout
- Double glazed opening sky view over cab window with blind
- Mini Heki roof light located over front lounge and kitchen (model specific)
- Midi Heki roof light located over rear lounge or bedroom
- Retractable flyscreens and blinds to all principal windows
- Splash proof retractable blinds for kitchen and washroom windows
- Centrally mounted exterior gas locker compartment
- Propane/Butane en-route gas 30mb regulator in gas locker compartment

- Concertina windscreen and side window blinds
- Branded DAB Radio with Bluetooth connectivity
- DAB Antenna mounted in passenger door mirror
- Two 12v sockets and USB connection point in storage locker
- Twin cup holders
- Design over cab storage pockets

Everything YOU NEED TO KNOW ABOUT **ALLIANCE**



- Underbed storage area with exterior access door (76-2, 76-4, 76-2T, 76-4T)
- Underbunk storage area with exterior access door (66-2)
- Exterior 230v power inlet
- Fixing points for rear mounted cycle rack
- Diffuser at base of rear bumper for optional towbar fitment
- **NEW** look graphics scheme



INTERIOR FEATURES

FURNITURE AND SOFT FURNISHINGS

- Bailey 'Eucalyptus' furniture finish
- Contemporary Italian design high gloss dual finish overhead lockers with wide domestic style handles
- Aircraft style overhead locker system with split level storage and domestic metal hinges
- **NEW** 'Natural slate' finish kitchen and worktop laminate with matching kitchen splashback
- Drop-down kitchen worktop extension (66-2, 70-6, 76-2T, 76-4T)
- Domestic standard kitchen units featuring durable worktop surfaces and drawers with positive catches
- **NEW** illuminated roof light surround
- Satin finish kitchen drawer fascias
- Premium quality fixtures and fittings in polished chrome finish
- Slide out bed boxes for easy bed make up (66-2, 76-2, 76-4, 76-2T, 76-4T)
- Roller slat mechanism for easy bed make up (70-6)
- Sprung beech bed box tops for additional comfort
- Deep-fill bed boxes with enhanced storage capacity (66-2, 76-2, 76-4, 76-2T, 76-4T)
- Fixed beds with gas strut assisted opening mechanism (76-2, 76-4, 76-2T, 76-4T)
- Automatically operated ceiling mounted drop down double bed with sprung base (70-6)
- Free standing table with dedicated storage (66-2, 76-2, 76-2T)
- Wall mounted table with dedicated storage (76-4, 76-4T, 70-6)
- Foam filled upholstery with quality fabrics and high density filling
- Foam filled bed mattresses (76-2, 76-4, 76-2T, 76-4T)
- Foam filled double bed mattress on a sprung base (70-6)
- **NEW** 'Portland' soft furnishings with four scatter cushions and co-ordinating curtains
- Textured finish durable floor vinyl
- **NEW** 'Pebble Shore' Split section loose fit drop in carpets (35oz pile density)



SERVICES

ELECTRICAL SYSTEM

- **NEW** Truma 100 watt solar panel
- 80 ampere/hour premium leisure battery
- Dedicated under floor leisure battery storage locker
- Electrical control panel with phone shelf
- 12v ambient and task lighting fittings throughout
- Ambient over locker lighting
- 12v shower cubicle lighting
- 230v power supply with up to four interior sockets
- USB sockets
- TV station with 230v/12v/aerial socket
- Domestic style consumer unit with dedicated access door
- Switch mode battery charger with 20 amp output
- RCD/MCD protection for mains electric system
- 25 metre mains connecting lead
- Status TV aerial
- Pre-wired for satellite and aerial connection
- Pre-wired for rear view camera

WATER AND HEATING SYSTEMS

- Truma combi 4E heating system with combined water and room heating
- User-friendly digital control panel with adjustable fan and water boost functions
- Dual fuel 4kw gas and 1.8kw electric power sources
- Whale Hi-Flo on-board water pump
- Pressurised hot and cold fresh water system
- Rigid pipe waste plumbing system
- 95 litre on-board fresh water tank with baffles and level sensor
- 93.5 litre external waste water tank with baffles and level sensor
- Thetford C-260 cassette toilet with integrated header tank
- Shower with ceramic ball mixer tap and Ecocamel shower head

ALLIANCE

- 'Granite Stone' finish fully lined shower cubicle with concertina partition door (66-2, 76-2, 76-4, 76-2T, 76-4T)
- 'Granite Stone' finish fully lined shower wet room with partition curtain (70-6)
- Washroom hand basin with ceramic ball mixer tap



KITCHEN EQUIPMENT

- Dometic 95 litre refrigerator with detachable freezer compartment
- Thetford Triplex combination oven and grill with 3 burner hob
- Glass heat shield (70-6)
- Branded 800 watt microwave oven
- Stainless steel square kitchen sink with swan neck mixer tap, washing up bowl, drainer and chopping board



SAFETY AND SECURITY

- AL-KO outriggers fitted to AMC Chassis for enhanced floor strength
- 3-point seat belts on all designated travelling seats (76-4, 76-4T, 70-6)
- Steel frame seat base supports for all travelling seats (76-4, 76-4T, 70-6)
- Steel framed seat base tops with Velcro base cushion fastenings for all designated travelling seats (76-4, 76-4T, 70-6)
- Steel framed structural bulkhead to support rear-facing designated travelling seats (70-6)
- 'Fix and Go' tyre repair kit
- Smoke alarm and carbon monoxide alarm



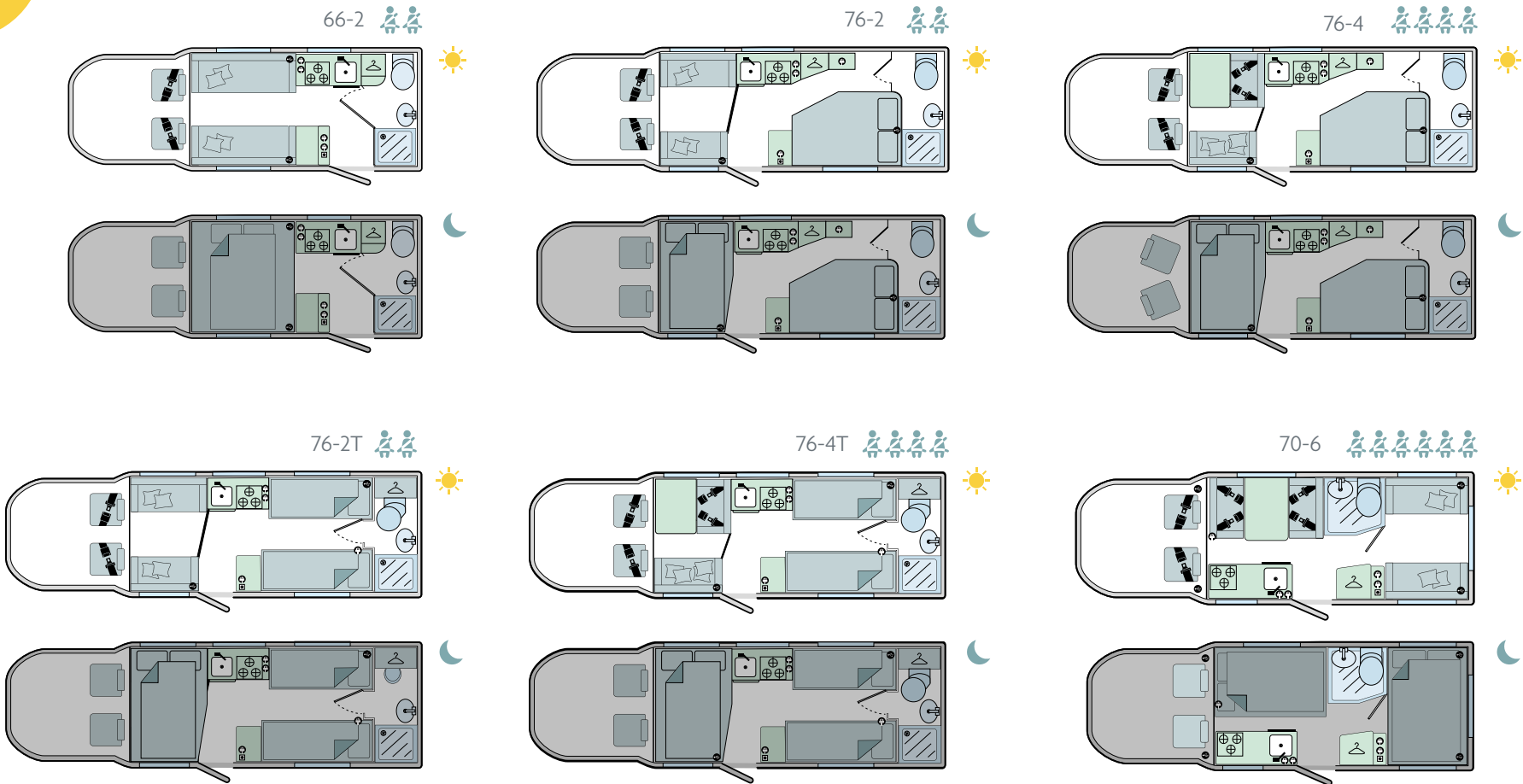
OPTIONAL UPGRADES

- **NEW** optional 'Wandsworth' soft furnishings
- Bespoke motorhome bedding sets to co-ordinate with soft furnishings (model specific)

*Terms and conditions apply.
Please visit www.baileyofbristol.co.uk for more information.

	66-2	76-2	76-4	76-2T	76-4T	70-6
Cab	Peugeot Cab (Graphite)	Peugeot Cab (Graphite)	Peugeot Cab (Graphite)	Peugeot Cab (Graphite)	Peugeot Cab (Graphite)	Peugeot Cab (Graphite)
Peugeot Engine	160bhp/1997cc	160bhp/1997cc	160bhp/1997cc	160bhp/1997cc	160bhp/1997cc	160bhp/1997cc
Engine Power	160bhp @ 3750rpm	160bhp @ 3750rpm	160bhp @ 3750rpm	160bhp @ 3750rpm	160bhp @ 3750rpm	160bhp @ 3750rpm
Engine Torque	350Nm @ 1750rpm	350Nm @ 1750rpm	350Nm @ 1750rpm	350Nm @ 1750rpm	350Nm @ 1750rpm	350Nm @ 1750rpm
Roof Profile	Low Profile	Low Profile	Low Profile	Low Profile	Low Profile	Low Profile
Chassis	AL-KO AMC	AL-KO AMC	AL-KO AMC	AL-KO AMC	AL-KO AMC	AL-KO AMC
Thermal Insulation Grade	3	3	3	3	3	3
Designated Travelling Seats	2	2	4	2	4	6
Berths	2	4	4	4	4	6
Overall Body Length	6.593m/21'8"	7.571m/24'10"	7.583m/24'10"	7.571m/24'10"	7.583m/24'10"	6.955m/22'10"
Overall Cab Width^	2.489m/8'2"	2.489m/8'2"	2.489m/8'2"	2.489m/8'2"	2.489m/8'2"	2.489m/8'2"
Overall Habitation Width*	2.280m/7'6"	2.280m/7'6"	2.280m/7'6"	2.280m/7'6"	2.280m/7'6"	2.280m/7'6"
Overall Height	2.755m/9'0"	2.755m/9'0"	2.755m/9'0"	2.755m/9'0"	2.755m/9'0"	2.755m/9'0"
Fitted Awning Length	3.5m	4m	4m	4m	4m	4m
Tyre Sizes	215/70 R15 CP LI109R	215/70 R15 CP LI109R	215/70 R15 CP LI109R	215/70 R15 CP LI109R	215/70 R15 CP LI109R	215/70 R15 CP LI109R
MTPLM	3500kg	3500kg	3500kg	3500kg	3500kg	3500kg
MRO	2700kg	2800kg	2845kg	2942kg	2907kg	2890kg
Total User Payload	800kg	700kg	655kg	558kg	593kg	610kg
Max Rec. Braked Trailer Wgt.	2000kg	2000kg	2000kg	2000kg	2000kg	2000kg
Gross Train Weight	5500kg	5500kg	5500kg	5500kg	5500kg	5500kg
Fresh Water Tank	95L	95L	95L	95L	95L	95L
Waste Water Tank	93.5L	93.5L	93.5L	93.5L	93.5L	93.5L
Gas Locker Capacity**	2 x 6kg	2 x 6kg	2 x 6kg	2 x 6kg	2 x 6kg	2 x 6kg
N/S Front Single†	1.84m x 0.74m (6'1" x 2'5")	-	-	-	-	-
O/S Front Single†	1.84m x 0.74m (6'1" x 2'5")	-	-	-	-	-
Front Double†	2.09m x 1.84m (6'10" x 6'1")	2.09m x 1.30m (6'11" x 4'3")	2.10m x 1.30m (6'11" x 4'3")	2.09m x 1.30m (6'11" x 4'3")	2.10m x 1.30m (6'11" x 4'3")	1.82m x 1.01m (6'0" x 3'4")
Rear Double†	-	1.93m x 1.35m (6'4" x 4'5")	1.93m x 1.35m (6'4" x 4'5")	-	-	1.53m x 2.09m (5'0" x 6'11")
N/S Rear Single	-	-	-	1.93m x 0.75m (6'4" x 2'4")	1.93m x 0.75m (6'4" x 2'4")	-
O/S Rear Single	-	-	-	1.80m x 0.75m (5'9" x 2'4")	1.80m x 0.75m (5'9" x 2'4")	-
Drop Down Double***†	-	-	-	-	-	1.81m x 1.21m (5'11" x 4'0")

COMPARE
OUR
MOTORHOMES
ONLINE





YOUR
Autograph
your style...

We want every moment of your time away from home to be unforgettable. And with the Bailey Autograph, we've made sure that everything is in place to help you create memories to treasure.

From the sheer pleasure of driving such a responsive and powerful engine, to the convenience of having everything you need for your holiday easily at hand, the Autograph has been designed with the end user in mind.

Whether you're revisiting some favourite corners of the country, exploring pastures new, or even travelling abroad, in an Autograph you'll take all your home comforts with you and make your home wherever you go.



Go to: www.baileyofbristol.co.uk

360°
VIEW




Autograph

“Relaxing
with a
GOOD
book.”

True luxury is having all the comfort and technology you need, with the space to enjoy it. The ingenious design throughout the Autograph interior creates a real feeling of space and light, without compromising one inch on the home comforts.

From the fully adjustable, upholstered driver and passenger captain's seats to the Alde programmable heating system, we've made sure to surround you in comfort. And with features like a Truma 100W solar panel and a Fiamma F45S wind-out awning, Autograph comes fully equipped with everything you need to make memories aplenty.



'Mendip Ash' furniture finish



Drop-down kitchen worktop extension (model specific)



NEW ceiling mounted pull down hanging rail (model specific)



Fully sealed shower cubicle



Truma 100 watt solar panel



Heki roof lights throughout



NEW alloy wheels as standard









With sleek, contemporary cabinetry and plush furnishings and upholstery throughout, the Autograph is a space you're going to want to spend a lot of time in. So we've made sure you've got everything you need to make every moment magical.

This is our flagship motorhome, so we've pushed the boat out to include a huge range of luxury features as standard. Whether you're grabbing a well-earned weekend break, or you're off on a once-in-a-lifetime adventure, the Autograph comes packed with everything you need to travel well.

“Chilling with a GLASS of wine as the sun SETS.”




-  'Basalt Stone' finish, self healing worktop
-  Opaque white kitchen drawer fascias
-  Dometic 145 litre tower refrigerator
-  Stainless steel square kitchen sink
-  Fiamma F45S wind-out awning
-  Fully adjustable upholstered driver and passenger seats
-  Peugeot Sat Nav system






Autograph

Go to: www.baileyofbristol.co.uk

360°
VIEW



-  'Mendip Ash' furniture finish
-  'Grosvenor' soft furnishings
-  High gloss dual finish overhead lockers

-  Avtex 18.5" HD digital TV with DVD/CD player
-  Waeco reversing camera and screen
-  Ergonomic rear travel seats (model specific)



VEHICLE CONSTRUCTION

PEUGEOT BOXER CAB

- Peugeot fully compliant Euro 6 Boxer Cab supplied with a 3-year/100,000 mile warranty and 36 months Peugeot European assist cover
- Peugeot 2.0 Blue Hdi (High Pressure Direct Injection) 160bhp engine with 6-speed manual gear box
- 'Glacier' white cab with colour coded bumpers
- **NEW** alloy wheels as standard with premium branded tyres and tyre pressure sensors
- Remote central locking for cab and habitation door

CONSTRUCTION

- Ultra-low profile AL-KO AMC Chassis
- AL-KO AMC Chassis prepared for towbar fitment
- Alu-Tech bodyshell habitation area
- Supplied with a 6-year transferable bodyshell integrity warranty and a 3-year transferable manufacturer's components warranty*
- 4-year transferable extension to bodyshell integrity warranty available as a cost option (making 10 years in total)*
- 3-year transferable extension to manufacturer's component warranty available as a cost option (making 6 years in total)*
- BS EN-1646-1 Grade III classification for heating and thermal insulation
- European Whole Vehicle Type Approval
- Structural interlocking aluminium extrusion external framework with no external fixing points for additional strength and rigidity
- Upper body panels manufactured using superior bead application laminating technology for a stronger more consistent bond
- Upper body panels built using a timber free construction, incorporating a composite plastic internal skeleton, a high density polystyrene insulation and a GRP inner wall lining
- Upper body panels cloaked in a single sheet impact resistant GRP outer skin for extra durability
- Strengthened floor panel with GRP underside protection

- **NEW** battery isolator
- Electric cab windows and heated wing mirrors with direction indicators
- Variable power steering
- Electronic Stability Program (ESP)
- Anti-lock braking system (ABS)
- Engine immobiliser
- Cab air conditioning and cruise control
- Driver and front passenger airbags
- Fully adjustable upholstered driver and passenger Captain's seats with twin armrests and integrated headrests



EXTERIOR FEATURES

- 'Aero Style' rear bumper and light pillars with LED road lights
- Fiamma F45S wind-out awning
- Dometic slim line flush fit habitation door with window, blind and bin plus a gas-strut assisted mechanism for smooth operation
- Dometic pleated full length door flyscreen
- Low level door step with non-slip mat and grab handle (model specific)
- Double glazed windows throughout
- Double glazed opening sky view over cab window with blind
- Large Heki roof light over front lounge (model specific) and kitchen
- Large Heki roof light located over rear lounge or bedroom
- Pleated flyscreens and night blinds to all principal windows
- Splash proof roller blinds for kitchen window
- Centrally mounted exterior gas locker compartment with flush fit double seal exterior locker door featuring heavy duty handles, two compression locks and retaining clip
- Propane/Butane en-route gas 30mb regulator mounted in gas locker compartment
- Underbed storage area with flush fit double seal exterior access door with two compression locks and retaining clip (75-2, 75-4)

- **NEW** Peugeot Sat Nav system
- Concertina windscreen and side window blinds
- DAB Radio with Bluetooth connectivity and 2 door speakers
- Two 12v sockets and USB connection point in storage locker
- Twin cup holders

Everything
YOU NEED TO
KNOW ABOUT
Autograph



- Through-boot storage area with flush fit double seal exterior access door with two compression locks and retaining clip plus one 230v socket and dedicated light (79-4, 79-4T)
- Through-boot storage area with flush fit large double seal exterior access door with two compression locks and retaining clip (79-6)
- Exterior 230v power inlet
- Exterior gas BBQ point
- Vision Plus satellite connection provision
- Fixing points for rear mounted cycle rack
- Diffuser at base of rear bumper for optional towbar fitment



INTERIOR FEATURES

FURNITURE AND SOFT FURNISHINGS

- Bailey 'Mendip Ash' furniture finish
- Contemporary design high gloss dual finish overhead lockers
- Satin finish soft-close drawers with push button handles in kitchen
- Satin finish locker doors and vanity units in washroom
- 'Aero Style' overhead locker system with split level storage, gas struts, domestic style metal hinges and push open locker doors
- Electrical control panel interface with USB socket and **NEW** phone shelf (68-2, 75-2, 75-4, 79-4, 79-4T)
- Basalt stone finish kitchen and washroom worktop laminate
- Drop-down kitchen worktop extension (75-2, 79-4, 79-4T, 79-6)
- Domestic standard kitchen units featuring durable worktop surfaces and heavy duty drawers with positive catches
- **NEW** opaque white kitchen drawer fascias
- Premium quality fixtures and fittings in brushed steel finish
- Slide out bed boxes for easy bed make up
- Sprung beech bed box tops for additional comfort
- Drop down flaps on front bed box fascias (75-2, 75-4, 79-6)
- Deep-fill bed boxes with enhanced storage capacity (79-6, 75-2, 75-4)
- Fixed double beds with gas strut assisted opening mechanism (75-2, 75-4, 79-4)
- Fixed single beds with gas strut assisted opening mechanism (79-4T)
- Ceiling mounted mechanically operated Alu-Line transverse drop down double bed with sprung base (79-6)
- Floor mounted table with dedicated storage (79-4, 79-4T)
- Wall mounted table with dedicated storage (75-4)
- Free standing and wall mounted table with dedicated storage (79-6)
- Free standing table with dedicated storage (75-2)
- Foam filled upholstery with quality fabrics and high density filling
- **NEW** Fibertek upholstery lining giving you 2x thickness for extra comfort
- 'Grosvenor' soft furnishings with two scatter cushions, decorative window panels and roman window blinds
- Fully lined curtains in dedicated bedrooms (75-2, 75-4, 79-4, 79-4T)
- Textured finish durable floor vinyl
- Split section loose fit drop in carpets (50oz pile density)



SERVICES

ELECTRICAL SYSTEM

- Truma 100 watt solar panel
- 110 ampere/hour premium leisure battery
- Dedicated under floor twin leisure battery storage locker
- Electrical control panel
- 12v ambient and task light fittings throughout
- Additional ambient over locker lighting
- Additional low level task lighting
- 12v shower cubicle lighting
- 230v power supply with up to eight new design interior sockets
- USB sockets
- Up to two TV stations with 230v/12v/aerial sockets
- **NEW** Avtex 18.5" HD Digital TV with DVD/CD Player as standard
- **NEW** double arm swivel and tilt mount TV bracket as standard (75-2, 75-4)
- **NEW** 550 telescopic directional digital television aerial as standard
- Waeco reversing camera and screen
- Pre-wired for satellite
- Switch mode battery charger with 20 amp output
- RCD/MCD protection for mains electric system

WATER AND HEATING SYSTEMS

- Alde Hydronic Compact 3020 programmable radiator heating system with combined water heating
- Touch screen user-friendly control panel
- Dual fuel 3.4 Kw gas and 3 Kw electric power sources
- Programmable daily timer
- Panel radiator in washroom
- Panel radiator in living area (79-4, 79-4T, 79-6)
- Whale Aqua smart II on-board water pump with Aquasource 'lay flat' filling pipe
- Pressurised hot and cold fresh water system and self-priming pump
- Rigid pipe waste plumbing system

Autograph

- 93.5 litre external insulated water tank with baffles and level sensor
- Fresh water tank heater for winter protection and overflow
- 93.5 litre external waste water tank with baffles and level sensor
- 12v electric flush toilet with removable cassette on wheels
- Shower with ceramic ball mixer tap and Ecocamel shower head
- Fully lined shower cubicle
- 'Granite stone' finish shower cubicle with concertina partition door
- Pedestal washroom hand basin with ceramic ball mixer tap
- **NEW** ceiling mounted pull down hanging rail (model specific)
- Retractable clothes line (model specific)



KITCHEN EQUIPMENT

- Dometic 145 litre tower refrigerator and detachable full width freezer compartment
- Thetford Duplex XL combined oven and grill with electronic ignition and flame failure device
- Thetford dual-fuel hob with electric hotplate and 3 gas burners
- Branded 800 watt microwave oven
- Stainless steel square kitchen sink with swan-neck mixer tap, drainer and chopping board



SAFETY AND SECURITY

- AL-KO outriggers fitted to AMC Chassis for enhanced floor strength
- Ergonomically shaped rear travel seats (75-4, 79-4, 79-4T, 79-6)
- Steel frame seat base supports for all travelling seats (75-4, 79-4, 79-4T, 79-6)
- Steel framed structural bulkhead to support rear-facing designated travelling seats (79-6)
- 'Fix and Go' tyre repair kit
- Smoke alarm and carbon monoxide alarm

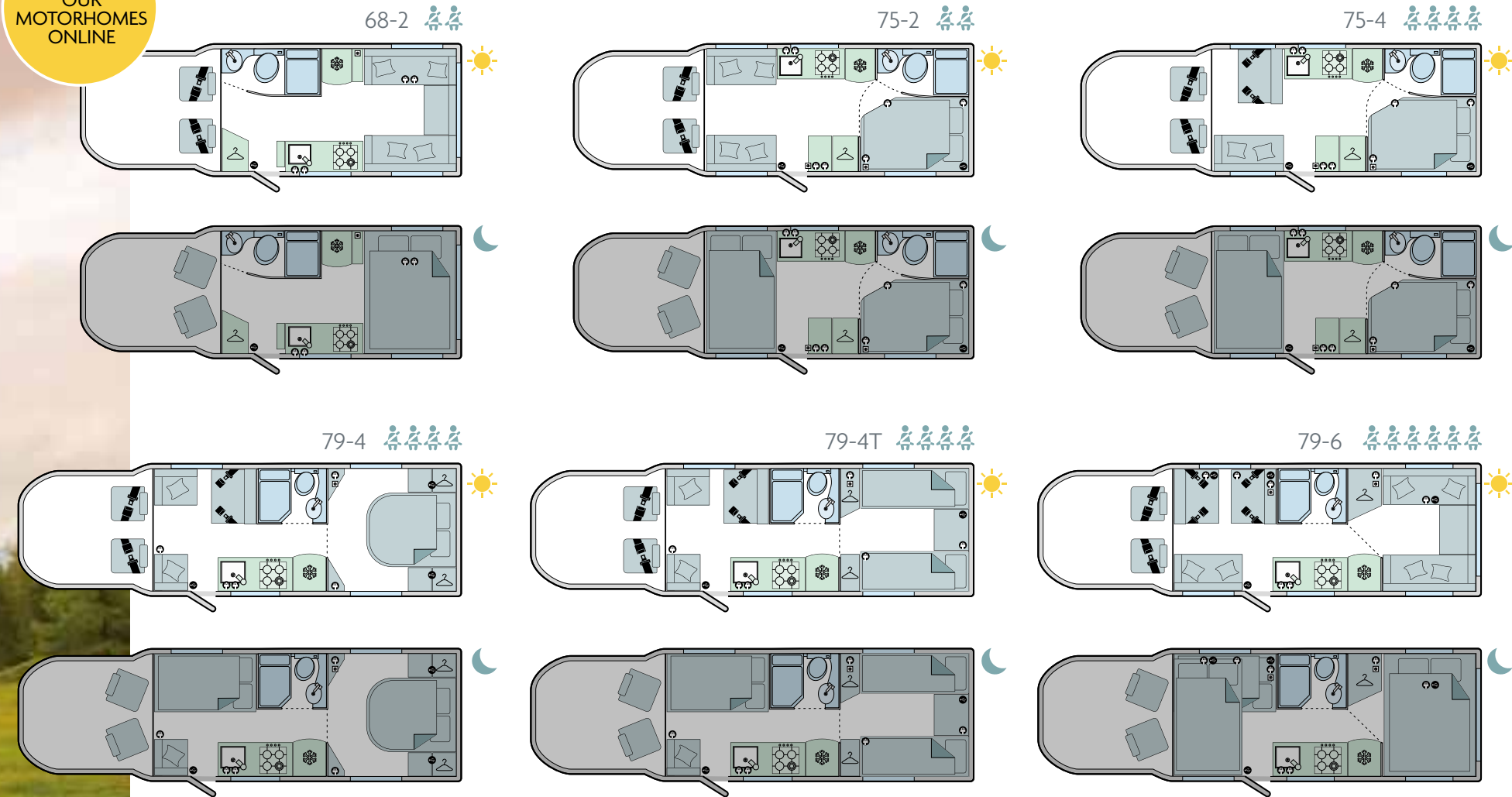


OPTIONAL EXTRAS

- Bespoke motorhome bedding sets to co-ordinate with soft furnishings (model specific)

	68-2	75-2	75-4	79-4	79-4T	79-6
Peugeot Engine	160bhp/1997cc	160bhp/1997cc	160bhp/1997cc	160bhp/1997cc	160bhp/1997cc	160bhp/1997cc
Engine Power	160bhp @ 3750rpm	160bhp @ 3750rpm	160bhp @ 3750rpm	160bhp @ 3750rpm	160bhp @ 3750rpm	160bhp @ 3750rpm
Engine Torque	350Nm @ 1750rpm	350Nm @ 1750rpm	350Nm @ 1750rpm	350Nm @ 1750rpm	350Nm @ 1750rpm	350Nm @ 1750rpm
Roof Profile	Low Profile	Low Profile	Low Profile	Low Profile	Low Profile	Low Profile
Chassis	AL-KO AMC	AL-KO AMC	AL-KO AMC	AL-KO AMC	AL-KO AMC	AL-KO AMC
Thermal Insulation Grade	3	3	3	3	3	3
Designated Travelling Seats	2	2	4	4	4	6
Berths	2	4	4	4	4	6
Overall Body Length	6.794m/22'3"	7.509m/24'7"	7.509m/24'7"	7.988m/26'3"	7.988m/26'3"	7.988m/26'3"
Overall Cab Width^	2.489m/8'2"	2.489m/8'2"	2.489m/8'2"	2.489m/8'2"	2.489m/8'2"	2.489m/8'2"
Overall Habitation Width*	2.422m/7'11"	2.422m/7'11"	2.422m/7'11"	2.422m/7'11"	2.422m/7'11"	2.422m/7'11"
Overall Height	2.769m/9'1"	2.769m/9'1"	2.769m/9'1"	2.769m/9'1"	2.769m/9'1"	2.769m/9'1"
Fitted Awning Length	3.5m	4m	4m	4.5m	4.5m	4.5m
Tyre Sizes	215/70 R15 CP LI109R	215/70 R15 CP LI109R	215/70 R15 CP LI109R	215/70 R15 CP LI109R	215/70 R15 CP LI109R	225/75 R16 CP 116/114 Q M+S
MTPLM	3500kg	3500kg	3500kg	3850kg	3850kg	4250kg
MRO	3049kg	3185kg	3145kg	3366kg	3392kg	3457kg
Total User Payload	451kg	315kg	355kg	484kg	458kg	793kg
Max Rec Braked Trailer Weight	2000kg	2000kg	2000kg	1650kg	1650kg	1750kg
Gross Train Weight	5500kg	5500kg	5500kg	5500kg	5500kg	6000kg
Fresh Water Tank	93.5L	93.5L	93.5L	93.5L	93.5L	93.5L
Waste Water Tank	93.5L	93.5L	93.5L	93.5L	93.5L	93.5L
Gas Locker Capacity**	2 x 6Kg	2 x 6Kg	2 x 6Kg	2 x 6Kg	2 x 6Kg	2 x 6Kg
Front Double†	-	2.15m x 1.30m (7'1" x 4'3")	2.20m x 1.30m (7'3" x 4'3")	1.70m x 1.02m (5'7" x 3'4")	1.70m x 1.02m (5'7" x 3'4")	1.70m x 1.02m (5'7" x 3'4")
Rear Double†	2.12m x 1.56m (6'11" x 5'1")	1.90m x 1.30m (6'3" x 4'3")	1.90m x 1.30m (6'3" x 4'3")	1.90m x 1.40m (6'3" x 4'7")	-	2.12m x 1.58m (6'11" x 5'2")
N/S Rear Single†	-	-	-	-	1.92m x 0.76m (6'3" x 2'6")	-
O/S Rear Single†	-	-	-	-	1.84m x 0.76m (6'0" x 2'6")	-
Drop Down Double***†	-	-	-	-	-	2.01m x 1.25m (6'7" x 4'1")

COMPARE
OUR
MOTORHOMES
ONLINE





A *pleasure* TO DRIVE

At Bailey we never compromise on comfort. So our motorhome cabs are as comfortable as the living space behind them. Each vehicle in the range is powered by a 2.0 Blue Hdi 130bhp or 160bhp engine, along with a 6-speed manual gearbox. That means powerful performance for the journey and easy handling for you.

This is a cab where you can feel safe and secure, thanks to features such as driver and front passenger airbags, tyre pressure sensors and anti-lock braking system. In addition, it's now more comfortable than ever; cab air conditioning and cruise control, fully adjustable driver and passenger Captain's seats and twin cup holders give you that degree of luxury. Add to that the AL-KO AMC chassis (creating a low centre of gravity for easier handling and more efficient braking) and the Advance, Alliance and Autograph are a true joy to drive.



A LITTLE BIT ABOUT BAILEY

It's a big *family* adventure that's been going for 70 years!

We're very excited to be celebrating our 70th Birthday. We've come a very long way since 1948 and are delighted to say that we're still a family run business. Needless to say, we're constantly investing in better ways to manufacture the caravans and motorhomes you love so you can create some really special memories. Here's to the next 70 years!

The Bailey journey began in 1948, when Martin Bailey built caravans in his garage in South Bristol. His first caravans struck a chord with holidaymakers across the UK and Bailey became a thriving family-run business.

Since those early days, we've helped tens of thousands of families get out there and create some lasting memories to treasure, and now we're delighted to be celebrating our 70th Birthday!

All these years on, Bailey is still a family business, run by people that are equally as passionate about helping to create the perfect holiday for you.

Through our wealth of experience in caravan production and design, we're inspiring a whole new generation of people to make memory after memory in our vehicles.



“WE JUST WANT PEOPLE TO
enjoy
CARAVAN HOLIDAYS AS
MUCH AS WE DO!”

Nick Howard.
Managing Director.



70 *wonderful* YEARS...

We've come a long way since 1948, and to celebrate we've compiled a showcase of beautiful archive imagery from 1948 to the present day.



Want to see more?

Browse through 70 years of Bailey or **download your very own copy** at: www.baileyofbristol.co.uk/bailey-of-bristol/70-years-of-innovation

And see the people behind our caravans and motorhomes by watching our video: <https://www.baileyofbristol.co.uk/bailey-of-bristol/70-years-of-innovation>

TESTED TO THE LIMIT

On the dusty roads of Europe and Asia, the dirt roads of Australia and the snow and ice of the Arctic...
Our caravans are proven to *perform* whatever the weather.

This year, we took two caravans and a motorhome and drove through 21 countries in 21 days covering some 5,000 miles.

#bristanbul

We are passionate about the performance of our products, which is why we go to great lengths to ensure that every aspect of their design is thoroughly evaluated before they go on sale. By concentrating on fewer but more significant new product launches we can push our vehicles harder, further and longer during the assessment process. This allows us to continually set industry performance standards.

All new ranges, for example, are subjected to cold chamber testing in temperatures as low as -15 degrees centigrade where, working with our heating system suppliers, we achieve the best possible results in thermal insulation classification.

Full structural evaluations are carried out when required through a series of accelerated life tests at the international renowned Millbrook Proving Ground. This creates conditions far in excess of what a caravan is likely to encounter in its lifetime.



In 2015 we took two Alu-Tech caravans on a 3,500-mile journey through the centre of the Australian Outback.

Simulated track testing is one thing but we believe that nothing actually beats putting your products through their paces yourself in challenging real-life situations. Which is why in 2015 we took two Alu-Tech caravans on a 3,500-mile journey through the centre of the Australian Outback. During the two-week trip they stood up to everything the elements could throw at them and proved they could hold their own in even the toughest conditions.

Buoyed by this success, in 2017, we embarked on another marathon endurance test, this time with two caravans and a motorhome on a 5,000-mile trip to Northern Finland inside the Arctic Circle. The circumstances there could not have been more different from those in the Red Centre of Australia, but

once again they took everything in their stride, proving that they are genuine 'go anywhere' and 'do anything' vehicles.

With two triumphant expeditions under our belt, this year we decided to set a third monumental durability test. Wanting to truly test our vehicles durability, we travelled relentlessly across two continents, achieving a total of 21 countries within 21 days without respite. The vehicles proved more than capable for our epic Intercontinental caravan and motorhome adventure. You can see much more at #bristanbul.

To see the UK's toughest caravans in action on these exciting expeditions, why not visit our website at www.baileyofbristol.co.uk



MANUFACTURING IN BRISTOL

We're leading the way



Our on-site replenishment centre.



We're proud to have the UK's only mechanised assembly line.

At Bailey, we are one big family. We have been building Bailey leisure vehicles here in South Bristol since 1948 and are now very much part of the local community. The majority of our employees live nearby and have been with us for a long time (average length of service is actually 12 years). As a result, our workforce possess the necessary skills and experience to successfully manufacture a complex range of caravans and motorhomes in the same plant. All full-time technicians are salaried to ensure everybody working here is focussed on quality as well as quantity.

Whilst a product is only as good as the people behind it, it is important that they have the tools to do the work required. Consequently, over the past twenty years in particular Bailey has invested heavily in its South Liberty Lane production facility, to the extent that it is now widely regarded as one of the most advanced in Europe. Central to this was the installation of the UK's only mechanised assembly line, which improves both the speed and accuracy of the production process.

Not wishing to rest on our laurels however, we have recently taken the bold decision to completely re-develop our existing

14.5-acre site over the next five years to push UK leisure vehicle manufacturing to the next level. The relocation of our Prima Leisure (Bailey parts) operation to North Bristol and our Large Panel Laminating Plant (where we produce the caravan sides, ceilings and floors) to North Somerset means we have cleared the space for building work to begin. In 2016, phase one of the programme was completed with the construction of a purpose-built Replenishment Centre which allows us to house the thousands of components required to create our caravans and motorhomes under one roof.

Our Large Panel Laminating Plant has moved to North Somerset.



Our Prima Leisure operation is now located in North Bristol and is (we believe) the best of its kind.



WE ARE
confident...

...that with this investment, along with the continued support of our loyal workforce, Bailey caravans and motorhomes will remain a familiar sight on parks and pathways across the country for seventy more years .

ALU-TECH MEANS YOU CAN

The technology that helps create those special *memories*



One of the most important developments in the recent history of leisure vehicle design happened nearly ten years ago when Bailey introduced their patented Alu-Tech construction system. Prior to this basic leisure vehicle design had not changed for three decades and whilst it had served us well in that period it was not without its drawbacks. Consequently, Bailey asked “is there a better way?”

The result of the most comprehensive development programme the industry has ever known, Alu-Tech heralded a completely new approach to bodyshell construction. Using a unique interlocking aluminium framework to clamp the body panels together, Bailey created a shell that was so much more robust and durable than anything that had gone before.

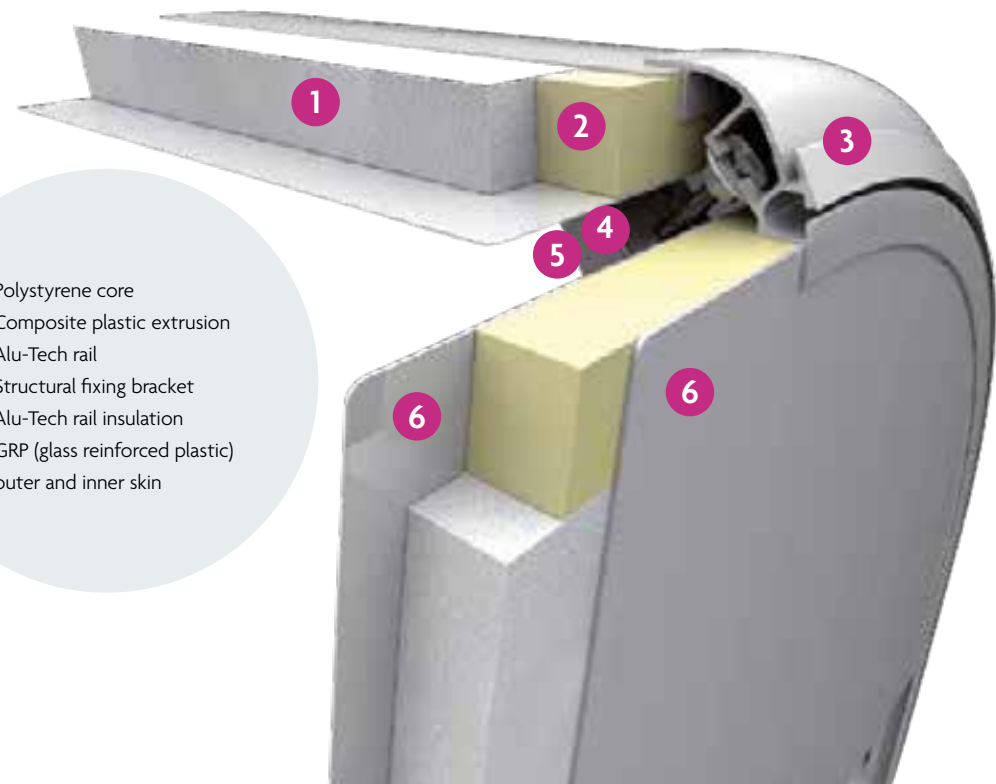
A significant reduction in the number of external joints and fixing points along with the use of timber-free components

SUPER STRONG AND
robust
TO KEEP YOU SAFE.
You can rely on our
Alu-Tech technology.

in the upper bodyshell panels also provides greater protection against the elements. Whilst thicker, fuller insulated panels, cloaked in impact resistant GRP (Glass Reinforced Plastic) massively improves the thermal performance of the bodyshell making the motorhomes genuine four-season vehicles. And when you consider that all these benefits of ownership have been achieved without a weight or cost penalty you can begin to see why the Alu-Tech construction system is so unique.



- 1. Polystyrene core
- 2. Composite plastic extrusion
- 3. Alu-Tech rail
- 4. Structural fixing bracket
- 5. Alu-Tech rail insulation
- 6. GRP (glass reinforced plastic) outer and inner skin



To date, more than 50,000 Bailey leisure vehicles have been built with this fully patented technology and are currently being used and enjoyed around the world.

How is Alu-Tech better?

- 1. Increased strength and durability...**
giving you greater protection against the elements to keep you comfortable, safe and secure all year round.

2. Improved insulation...
keeping you warmer in the winter and cooler in the summer allowing you to holiday wherever and whenever you want.

3. Improved protection...
greater resistance to the elements increases the longevity of the vehicle and provides additional peace of mind to the owner.
- 4. Lighter bodysell...**
making Bailey motorhomes accessible to a wider range of drivers and making it more economic to own.

5. Better balanced bodysell...
makes the motorhome inherently more stable enabling it to take even the most demanding journeys in its stride.

6. Cost neutral improvements...
all of the benefits of Alu-Tech come at no extra cost to the customer.

PARTS AND ACCESSORIES



The home of Bailey Parts

Be *prepared* for every journey.

Once you're the proud owner of a Bailey caravan or motorhome, you'll want to add some finishing touches like an awning, bedding set or barbecue. Find everything you need at PRIMA Leisure.

Our online shop is an open door to our aftersales service, allowing you to easily find exactly what you need. Search for specific parts by vehicle make and model and browse our expanded category range on our bespoke website. You can buy online 24/7, get your items delivered or opt for click and collect to your nearest store. You'll find a network of Prima shops across the country, from our flagship store in Bristol through to outlets at motorway service stations – very handy for when you're on your travels!

Everything you need for your caravan or motorhome is just a click away...

18,000+

Browse over
18,000 products



Shop 24 hours a day,
7 days a week



Click and collect
at our stores



Next day
delivery available



Visit
www.primaleisure.com
for everything you need!



HOW TO BUY A BAILEY...

Closer than you think.

The next step is to find out a little bit more. We have a network of approved retailers across the country that we trust to sell our motorhomes. We choose to work with partners who we believe to be the best, so by visiting your nearest Bailey retailer you can be sure you'll be talking to an expert.

Experience Bailey for yourself

There you'll be able to view a wide choice of both new and pre-owned Bailey motorhomes*, in which you can spend time in order to decide what model best suits your needs.

*Subject to availability

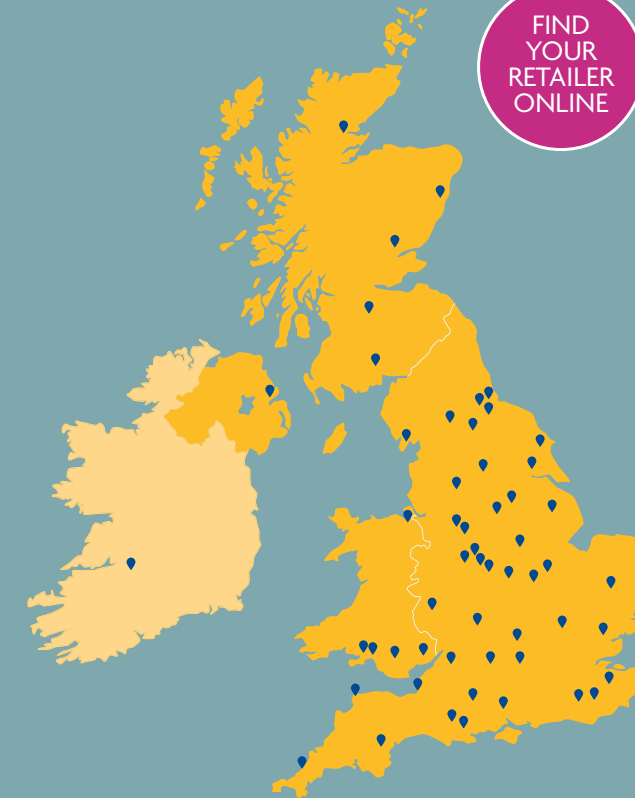
**Terms and conditions apply. Please refer to www.baileyofbristol.co.uk for more details

When it comes to making the final decision, there are various finance options available to you, in order to make your purchase more affordable. Feel free to ask at your local retailer if you'd like to know more.

Your
memories
start here!

The Bailey warranty

When you're buying a new Bailey, your motorhome will come with all the reassurance of our manufacturer's warranty. Your motorhome's bodyshell is covered with a 6-year integrity warranty, while other parts and components are covered for up to 3 years**. Whether you're new to motorhomes or you're a seasoned traveller, that gives you some excellent peace of mind when you're out on the open road.



FIND
YOUR
RETAILER
ONLINE

Interested
TO FIND OUT MORE?
Speak to your local retailer today!



“
Enjoying HOLIDAYS with
your best
FRIEND!”

JOIN THE CLUB

If you're *already* an owner.

Once you've purchased a Bailey you're already part of an exclusive club. So why not go one step further and join the real thing?

The Bailey Owners Club is completely independent from Bailey of Bristol and is designed to help people get the best out of their Bailey caravan or motorhome. There are members all over the world and there's even a 'Little Bees' section for younger holidaymakers!

Join the club and you'll receive invitations to low-cost weekend events and rallies across the UK, often at exclusive venues. Plus discounts on longer holidays in the UK and abroad, as well as online discounts at www.baileyparts.co.uk. You'll even have a unique chance to come and tour the Bailey factory to meet the people who created your motorhome.

